



# CEASEFIRE LIGHT WITH MOTION SENSOR AND EMERGENCY LIGHT - PREMIUM

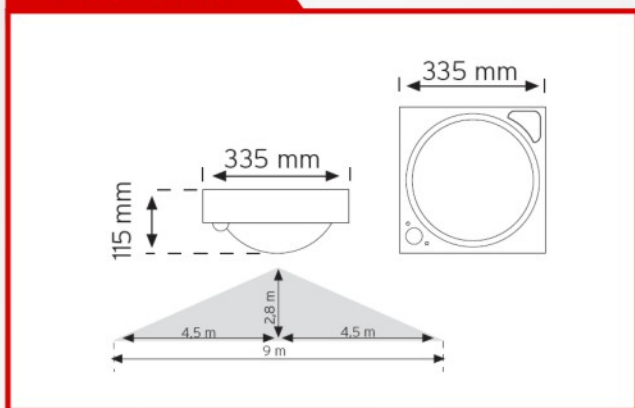


Ceiling armature with motion sensor. It detects every angle by the 360° motion sensor with emergency light and battery backup

## Features









- Detecting every angle by the 360° motion sensor
- Soft lighting by the soft glass
- With LED emergency lighting after electrical disconnection
- Excellent sensing by the digital control technology
- Adjustable time delay and day light level
- Easy mounting on the wall surface
- CE Certified

## Dimensions



## Specifications

Operating Voltage	~220-240V / 50 Hz
Lighting Load	1x60W E27 incandescent light bulb
Detection Angle	360°
Detection Height	2.8 m.
Detection Range	9 m. Diameter
Time Adjustment	10 sec. ~ 5 min
Battery Type	1x9V 200mAh NiMH Square Battery
Battery Charge Time	5 hour one battery 10 hour double battery
Battery Discharge Time	1-7 hour one battery 2-14 hour double battery
Daylight Adjustment	Available
Operating Temperature	-20°C / +40°C
Protection Class	Ip20
Standard Compliance	TS EN 60669-2-1 ve TS EN 60598-2-22
Box Weight	24 kgs
Box Dimensions	70,00x47,00x41,50
Piece Per Package	8
Rohs	Compatible

Operating Voltage	Lighting Load	Detection Angle	Installation height	Time adjustment	Lux adjustment	Operating temperature	Protection degree
							
~220-240V / 50 Hz	1x60W E27	360°	2,2m	10 sec ~ 5 min	2.2000 lux	-20 °C ~ +40 °C	IP 43