



CEASEFIRE THE SMART RANGE

Generation Next, 360 Degree Integrated
Range of Fire Alarm Systems





CONTENTS

A COMPLETE RANGE OF FIRE DETECTION & ALARM SOLUTIONS

Fire Alarm System - A Watchful Guard For All Premises	04
System In A Glance	06
Presenting A New Paradigm In Fire Alarm Solutions	07
Ceasefire X Plus Pro-Sense: Conventional Fire Alarm System	12
Ceasefire X Plus Addressable Fire Alarm Systems	37
Uni-Sense Standalone Fire Alarm Systems	20



THE SMART RANGE

A COMPLETE RANGE
OF FIRE DETECTION
& ALARM SOLUTIONS





FIRE ALARM SYSTEM - A WATCHFUL GUARD FOR ALL PREMISES



A swanky office building, a state of the art manufacturing unit, a super speciality hospital, a modern high-rise dwelling, ritzy hotel or a classy school are not just premises they are huge investments that must be preserved and protected.

The interiors, central air conditioning ducts, high energy consumption make these premises extremely fire prone.

With such high stakes it is imperative for the stakeholders to ensure that the premises is fire safe. Fire Alarm Solutions is the safest bet for such premises.

To such high value, high-risk premises add lives. The hazard level of such premises reaches unprecedented heights.



Fire alarm system acts as a watchful set of eyes that guard any kind of premises against fire; 24 X 7.

The system aims to catch early signs of fire and alert the people in vicinity of the impending danger.

A fire alarm system is the first line of defence against fire. It is an amalgamation of fire detection & alarming devices working in

tandem with each other with an objective to **sense the initial signs of fire and warn people through visual and audible alarms.**



**FIRE
BREAKS
OUT**



**SMOKE IS
DETECTED**



**CONTROL
PANEL RECEIVES
SIGNAL**



**ALL ALARMING
DEVICES GO OFF
AS A WARNING**



SYSTEM IN A GLANCE



A fire alarm system is an advanced network of devices viz- a control panel that acts like the “Brain” of the system and a host of field devices like fire detection and alarming devices.

The control panel is the central hub for all of the field devices. The panel receives & processes the signals from the devices and provides a real-time status to the users.

The field device is the second major component of the fire alarm systems. These devices form an extensive Loop/Zone across the premises.

On sensing a fire incident these devices raise an alarm and send the signal to the control panel. In some cases the intelligent panel deploys the technique of ‘cross-zoning’, whereby it waits for second detector from the other zone to send a similar signal so as to confirm a fire episode before taking further action.

In case of fire, evacuation is as crucial an activity as fire fighting itself. Fire Alarm Systems catch the early signs of fire thereby giving a ‘golden period’ to ensure not just early and efficient firefighting but also aids in safe and quick evacuation.

PRESENTING A NEW PARADIGM IN FIRE ALARM SOLUTIONS



Ceasefire a leader in fire safety has been in the fire-fighting domain for decades now.

Being in this business for so long, Ceasefire has had an opportunity to analyse the fire episodes and the events that lead to it.

Utilising its deep understanding of the fire safety requirements, its technical competence in building fire safety equipment and its access to some of the best technology partners across the world Ceasefire X Plus is the only brand in the country that has a **complete range of fire alarm solutions under its gamut.**



The acquired knowledge on fire and its precursors have been put to use to develop India's first and only **Holistically Integrated Range of Fire Alarm Systems 'The Ceasefire X Plus'**.



The existing alternatives available in the market are mostly system integrators who source different components of the system from varied manufacturers, assemble it

and install it at the customer's premises.

Ceasefire X Plus is the only backwardly integrated brand with a complete range of alarm solutions.



Certifications that make the difference:

From the advanced control panels to a range of technically advanced field devices, all the components are built to perfection and conform to the Ceasefire's quality standards and adhere to LPCB, BSI, IMQ and FM.

The systems are available in a number of configurations that enables the customer to choose

variant, on basis of the fire safety requirement of the premises.

FIRST OF ITS KIND TO BE EN APPROVED FOR INDIAN FREQUENCY

Fire alarm systems use a communication protocol to interact with the individual devices that form a part of the integrated system.

As per the mandate from the Govt. of India, all wireless communication in the country must lie in the frequency band of 865 – 867 MHz only.

This means wireless communications of fire alarm systems has to necessarily fall within this frequency.

While most of the system integrators today, have an EN certification for their fire alarm systems, this certification is not for the frequency at which alarm system actually have to work in India.

Ceasefire X Plus is the first and the only brand in the country to have Fire Alarm Systems approved by EN for the frequency of 865 MHz.



865 MHz

WHAT DOES THIS MEAN FOR THE CUSTOMER

The EN certification of Ceasefire X Plus Range of Fire Alarm Systems for the Indian frequency means that these alarm systems have been tested by the certifying agencies at their operating frequency ensuring that these systems will work at their optimal best at all times.

THE WORLD OF CEASEFIRE X PLUS



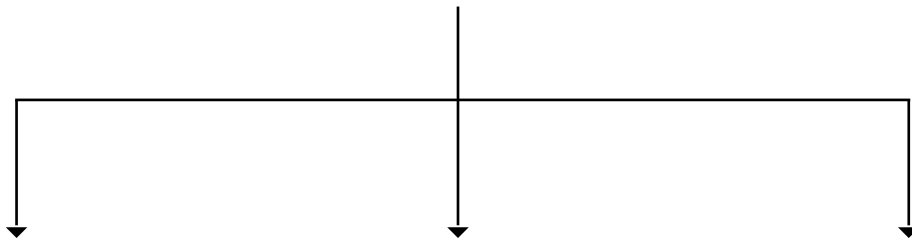
Conventional
Fire Alarm System



Addressable
Fire Alarm System



Standalone
Detectors



Wired
System



Wireless
System



Hybrid
System



CEASEFIRE X PLUS PRO-SENSE : CONVENTIONAL FIRE ALARM SYSTEM



PRO-SENSE

Conventional Control Panel

The Ceasefire X Plus Pro-Sense Conventional Fire Alarm System is a time-tested and one of the most reliable systems for ensuring fire safety of a premises.

This system divides the premises into distinct zones. Each zone has its own set of detectors & alarm devices.

These field devices within each zone are wired on a dedicated circuit.

On being triggered, the panel is able to identify the circuit that contains the triggered device/ devices and thereby indicate the zone from where the fire alarm has come from.

The indicated zone can then be manually searched to locate the triggered device.

Pro-Sense is an ideal fire alarm system for small facilities where the expectation from fire alarm solution is to detect fire and raise an alarm.

A technically advanced conventional fire alarm system that is adept at turning a premises into a secured space.

ADVANTAGES OF PRO-SENSE

Ideal alarm system for small set-ups.

Identifies the zone in which the fire incidence has occurred.

A technological advantage over standalone detectors.

Detection devices are designed to detect actual fire instances only, decreasing the chances of nuisance alarms.

One of the most cost effective alarm solution.

Simple setup, no configuration required.

EN 54 Approved Panels and Field Devices.

COMPONENTS OF THE SYSTEM

The system is an amalgamation of a control panel and host of network devices.



PRO-SENSE
Conventional Control Panel



PRO-SENSE
Field Devices

PRO-SENSE

Conventional Control Panel

2 ZONE CONVENTIONAL FIRE CONTROL PANELS



TI-002306

DESCRIPTION	SPECIFICATION
Number of Zones	2 Zone
Cabinet size	308mm W x 260mm H x 80mm D
Battery capacity	2 x 3.2Ah 12v SLA
Sounder circuits	2
Power Supply	1.25 amp switch mode

FEATURES:

- 2 Zones Conventional Fire Control Panel
- False alarm management mode
- Twin Wire selection by DIL switch
- Approved to EN54-2 & 4
- Fire & fault relays
- One man walk test
- Non latching zones
- Class change inputs
- 1-year warranty

PRO-SENSE

Conventional Control Panel

4 ZONE CONVENTIONAL FIRE CONTROL PANELS

DESCRIPTION	SPECIFICATION
Number of Zones	2 Zone
Cabinet size	308mm W x 260mm H x 80mm D
Battery capacity	2 x 3.2Ah 12v SLA
Sounder circuits	2
Power Supply	1.25 amp switch mode



TI-002307

FEATURES:

- 4 Zones Conventional Fire Control Panel
- False alarm management mode
- Twin Wire selection by DIL switch
- Approved to EN54-2 & 4
- Fire & fault relays
- One man walk test
- Non latching zones
- Class change inputs
- 1-year warranty

PRO-SENSE

Conventional Control Panel

8 ZONE CONVENTIONAL FIRE CONTROL PANELS

DESCRIPTION	SPECIFICATION
Number of Zones	8 Zone
Cabinet size	460mm W x 310mm H x 85mm D
Battery capacity	Minimum: 2 x 3.2Ah 12v SLA, Maximum: 2 x 7Ah 12v SLA
Standard Zone Card	4 x conventional/Twin Wire fire zones
High Specification Zone Card	4 x conventional/Twin Wire fire zones, 2 x sunder circuits, 2 x switched negative outputs, 1 x aux relay
Sunder circuits	2



TI-002308

FEATURES:

- 8 Zones Conventional Fire Control Panel
- Network up to 8 control panels
- 3 modes to manage false alarms
- Individually selectable Twin Wire zones
- Approved to EN54-2 & 4
- Programmable relays & outputs
- One man walk test
- Fully functional repeater panels
- 1-year warranty

PRO-SENSE

Conventional Control Panel

12 ZONE CONVENTIONAL FIRE CONTROL PANELS

DESCRIPTION	SPECIFICATION
Number of Zones	12 Zone
Cabinet size	460mm W x 310mm H x 85mm D
Battery capacity	Minimum: 2 x 3.2Ah 12v SLA, Maximum: 2 x 7Ah 12v SLA
Standard Zone Card	4 x conventional/Twin Wire fire zones
High Specification Zone Card	4 x conventional/Twin Wire fire zones, 2 x sounder circuits, 2 x switched negative outputs, 1 x aux relay
Sounder circuits	2



TI-002309

FEATURES:

- 12 Zones Conventional Fire Control Panel
- Network up to 8 control panels
- 3 modes to manage false alarms
- Individually selectable Twin Wire zones
- Approved to EN54-2 & 4
- Programmable relays & outputs
- One man walk test
- Fully functional repeater panels
- 1-year warranty

PRO-SENSE

Conventional Control Panel

16 ZONE CONVENTIONAL FIRE CONTROL PANELS

DESCRIPTION	SPECIFICATION
Number of Zones	16 Zone
Cabinet size	465mm W x 410mm H x 130mm D
Battery capacity	Minimum: 2 x 7Ah 12v SLA, Maximum: 2 x 18Ah 12v SLA
Sounder circuits	4



TI-002310

FEATURES:

- 16 Zones Conventional Fire Control Panel
- Network up to 8 control panels
- 3 modes to manage false alarms
- 4 sounder circuits
- Approved to EN54-2 & 4
- Programmable relays & outputs
- One man walk test
- Fully functional LCD remote display units
- 1-year warranty

PRO-SENSE

Conventional Control Panel

24 ZONE CONVENTIONAL FIRE CONTROL PANELS

DESCRIPTION	SPECIFICATION
Number of Zones	24 Zone
Cabinet size	465mm W x 410mm H x 130mm D
Battery capacity	Minimum: 2 x 7Ah 12v SLA, Maximum: 2 x 18Ah 12v SLA
Sounder circuits	4



TI-002311

FEATURES:

- 24 Zones Conventional Fire Control Panel
- Network up to 8 control panels
- 3 modes to manage false alarms
- 4 sounder circuits
- Approved to EN54-2 & 4
- Programmable relays & outputs
- One man walk test
- Fully functional LCD remote display units
- 1-year warranty

PRO-SENSE

Conventional Control Panel

32 ZONE CONVENTIONAL FIRE CONTROL PANELS

DESCRIPTION	SPECIFICATION
Number of Zones	32 Zone
Cabinet size	465mm W x 410mm H x 130mm D
Battery capacity	Minimum: 2 x 7Ah 12v SLA, Maximum: 2 x 18Ah 12v SLA
Sounder circuits	4



TI-002312

FEATURES:

- 32 Zones Conventional Fire Control Panel
- Network up to 8 control panels
- 3 modes to manage false alarms
- 4 sounder circuits
- Approved to EN54-2 & 4
- Programmable relays & outputs
- One man walk test
- Fully functional LCD remote display units
- 1-year warranty

PRO-SENSE

Conventional Control Panel

LCD REMOTE DISPLAY FIRE ALARM REPEATER PANEL

DESCRIPTION	SPECIFICATION
Enclosure	1.2mm Mild Steel IP30. Colour ref: MW334E Interpon powder coat
Cable Entry	Via 20mm knockouts located in the top and rear of the cabinet
Dimensions	305mm W x 204mm H x 42mm D
Display	4 x 40 characted backlit LCD display
Input Voltage	Requires 24v dc supply
Inputs	Optional key switch input
Outputs	1 x Fire, 1 x Fault 24v dc outputs
Communication Wiring	Fault tolerant wiring requires 4 core (min 1.5mm) fireproof cable Legacy radial wiring requires 2 core (min 1.5mm) fireproof cable



TI-002313

FEATURES:

- 4 x 40 character LCD display
- Full system control
- Fire & fault outputs
- Remote key switch input
- PSU fault inputs
- 28v dc supply input
- USB input for PC program upload/download
- Test mode, with or without sounders
- Disable zones, sounder O/Ps, aux O/Ps & delays

PRO-SENSE

Conventional Control Panel

12 WAY FULLY FUNCTIONAL PASSIVE REPEATER PANEL



TI-002314

DESCRIPTION	SPECIFICATION
Enclosure	1.2mm Mild Steel IP30. Colour ref: MW334E Interpon powder coat
Cable Entry	Via 20mm knockouts located in the top and rear of the cabinet
Dimensions	Back box: 300mm W x 250mm H x 80mm D, Lid: 308mm W x 260mm H x 23mm D
Mains Supply	1.25A internal switch mode power supply, Nom 27v DC
Battery Capacity	2 x 3.2Ah 12v VRSLA
Outputs	6 x programmable sw -ve outputs (included on network card)
Switch Inputs	Class change & alert (pulsing)
Communication Wiring	Fault tolerant wiring requires 4 core (min 1.5mm) fireproof cable Legacy radial wiring requires 2 core (min 1.5mm) fireproof cable

FEATURES:

- 12 zonal fire and fault indications
- Activate controls via keyswitch or code entry
- 1.25 Amp switch mode power supply Nom 27V DC
- Class change input
- Alert input
- 6 programmable switched -ve outputs
- Test mode, with or without sounders
- Disable zones, sounder O/Ps, aux O/Ps & delays

PRO-SENSE

Field Devices

CONVENTIONAL OPTICAL SMOKE DETECTOR

Ceasefire's Optical Detectors work on the principle of Tyndall effect. The smoke detectors samples the air in the protected area & provide early signs of warning with high levels of accuracy.

DESCRIPTION	SPECIFICATION
Operating Voltage	10-30V DC
Standby Current Consumption	90µA @ 24V DC
Max. Alarm Current Consumption	40mA
Max. Remote Output Current	18mA
Ambient Temperature	-10°C to +55°C
Relative Humidity	95% (non condensing)
Dimensions (Diameter x Height)	110mm (Ø) x 54mm (depth)
Standard	EN 54-7
LED Indicator	Bi-coloured LED indicator with 360o visibility.
Certification/Approval Authority	LPCB
Protection Class	IP40
Product Warranty	1 Year Warranty



TI-002265

FEATURES:

- Double dust trap chamber design
- Internal algorithm processing optimises performance
- Designed and tested as per EN54-7, Certified by LPCB
- Colour options available
- 1 year product warranty
- Central LED for 360° visibility
- Resistor and/or diode base for wide panel compatibility
- Low profile design
- Programmable flashing LED function

CONVENTIONAL THERMAL DETECTOR

Ceasefire's Thermal Detectors check and report any temperature variation in the protected area. These detectors can be deployed as A1R (58°C fixed alarm or 14°C RoR) or Class B (78°C fixed alarm, 25°C RoR) detectors.



TI-002267/TI-002268

DESCRIPTION	SPECIFICATION
Alarm Temperature	78°C (Class BS)
Operating Voltage	10-30V DC
Standby Current Consumption at 24V	90µA @ 24V DC
Max. Alarm Current Consumption	40mA
Max. Remote Output Current	18mA
Ambient Temperature	-10°C to +55°C
Relative Humidity	95% (non condensing)
Dimensions (Diameter x Height)	110mm (Ø) x 54mm (depth)
Standard	EN 54-5
Certification/Approval Authority	LPCB
Protection Class	IP40
Product Warranty	1 Year Warranty

FEATURES:

- Designed and tested as per EN54-5, Certified by LPCB
- Colour options available
- 1 year product warranty
- Central LED for 360° visibility
- Low profile design
- Programmable flashing LED function

WALL SOUNDER

Ceasefire's Conventional Wall Sounders raise an audible alarm once the panel confirms the fire episode and alerts all the inhabitants in the vicinity.

DESCRIPTION	SPECIFICATION
Maximum Sound Output at 24 V DC	100 dB(A) @ 1M
Number of Selectable Tones	32
Tone Frequency Range	400 Hz to 2900 Hz
Operating Voltage	15-40V DC
Alarm(Activated) Current Consumption	5mA - 8mA @ 24V DC
Ambient Temperature	-25°C to +70°C
Relative Humidity	95% (non condensing)
Dimensions (Diameter x Depth)	116mm (Ø) x 42mm (depth)
Standard	EN 54-3
Certification/Approval Authority	LPCB
Protection Class	Designed to meet IP65
Product Warranty	1 Year Warranty



TI-002272

FEATURES:

- Flexible modular design
- 1 year product warranty
- Designed and tested as per EN54-3, Certified by LPCB
- 32 Tone Settings
- Two stage alarm capability
- Weatherproof as standard
- Easy to install
- High sound output capability
- On site adjustable volume settings
- Robust with high reliability

WALL SOUNDER BEACON

Ceasefire's Conventional Wall Sounders with Beacon give out an audio-visual alarm in response to a fire episode. Two modes of alarm ensure that a fire episode never goes un-noticed.



TI-002273

DESCRIPTION	SPECIFICATION
Maximum Sound Output at 24 V DC	100 dB(A) @ 1M
Number of Selectable Tones	32
Tone Frequency Range	400 Hz to 2900 Hz
Flash Frequency	1 Hz
Operating Voltage	15-32V DC
Alarm(Activated) Current Consumption	5mA - 8mA @ 24V DC
Ambient Temperature	-10°C to +55°C
Relative Humidity	95% (non condensing)
Dimensions (Diameter x Depth)	141.4mm (Ø) x 66mm (depth)
Standard	EN 54-3; EN 54-23
Certification/Approval Authority	LPCB
Protection Class	Designed to meet IP65
Product Warranty	1 Year Warranty

FEATURES:

- Flexible modular design
- 1 year product warranty
- Designed and tested as per EN54-3 & EN54-23, certified by LPCB
- 32 Tone Settings
- Two stage alarm capability
- Weatherproof as standard
- Easy to install
- High sound output capability
- On site adjustable volume settings
- Robust with high reliability

CONVENTIONAL MANUAL CALL POINT

Ceasefire's Conventional Manual Call Points help a user raise a fire alarm manually much before the detectors and control panels are activated, giving golden period for fire fighting.

DESCRIPTION	SPECIFICATION
Operation/Activation By	Push Button
Action for Operation	Single Action
Operating Voltage	12-30V DC
Maximum Current	3A @ 24V DC
Ambient Temperature	-10°C to +55°C
Relative Humidity	93% (non condensing)
Dimensions (Width x Height x Depth)	86 x 86 x 59 mm (Surface Mount)
Standard	EN 54-11
Certification/Approval Authority	LPCB
Protection Class	IP42
Product Warranty	1 Year Warranty



TI-002226

FEATURES:

- Resettable operating element
- Clearly visible alarm flag in the activated state
- Custom reset key
- Optional transparent protective cover
- Separate back box for easy mounting
- 1 year product warranty
- Internal series resistor option 470Ω or 680Ω



CEASEFIRE X PLUS ADDRESSABLE FIRE ALARM SYSTEMS



The revolutionary Ceasefire X Plus Addressable Fire Alarm Systems are the best in class detection and alarm system to safeguard the fire safety of a large premises.

As the name suggests, these systems are addressable systems i.e. each detector & device is connected on an addressable loop.

Identity of each of the device is stored as a unique address in the panel.

In case of a fire incidence the panel identifies and displays the exact location of the device that gone-off.

This enables the fire fighter to track down the precise point of fire incidence so that there is no delay in fire fighting.

This systems is an ideal fire detection & alarm system for large premises that spread over a vast area.

An intelligent fire alarm system that comes with an easy user interface and flexible configurations to suits varied type of applications.



ADVANTAGES OF ADDRESSABLE SYSTEMS

Identifies the exact location of the fire incidence.

An ideal system to meet the complex requirements posed by large premises.

The system is capable of connecting with wired and wireless devices and can also be used as a hybrid system.

Cost effective solution to early fire detection.

EN 54 - Approved System.



CF X PLUS ADDRESSABLE CONTROL PANELS

What makes the system truly unique is its adaptability. The crux of the system is its versatile Intelli-Sense Control Panel. This panel can be adapted into wired, wireless and hybrid configurations to suit the requirement of the premises where it is installed.





FEATURES OF THE CONTROL PANEL:

- Analogue Addressable Panels are available in 1, 2, 4, and 8 Loop configurations
- Panels are based on the dual flash based microprocessor and are equipped with real-time clock that can store the system configuration, and cause & effect
- High Resolution, High Contrast, Graphical LCD display (Resolution 240x64) gives quick view of controls
- Fully digital communication protocol supports up to 240 addressable devices on each loop
- Runs on a 500mA Loop Current on each loop
- On-site programming facility via the on-board alpha-numeric keypad or the PC based configuration software
- 5000 Events and 500 Fire Events storage memory
- Networkable via the Standard or Fault-tolerant network cards
- Connects up to 32 panels (nodes) over a total network length of 1.5Km and up to 200 panels (nodes) using Fault-tolerant network
- Designed as per EN54 Part 2, 4, and 13
- Approved by on EN 54-2, EN 54-4, and EN 54-13.
- Supports 200 fire zones in default mode and allows full compliance of EN 54 standard without any additional hardware
- Has an in-built multi-meter for live monitoring of loop without the need of any additional equipment
- Live monitoring of battery status and temperature
- Dedicated USB and RS232 serial port for direct PC/Laptop and Modem connection
- An optional 5 Level Redundancy

THE INTELLI-SENSE PANEL IS AVAILABLE IN A HOST OF VARIANTS:

TI-002317-V	TI-002318-V	TI-002319-V	TI-002320-ST	TI-002320-FT
<ul style="list-style-type: none"> 1 Loop Analogue Addressable Panel. Non-Expandable 500mA loop current 2 Programmable Relays Battery Capacity 4Ah (Min.) & 7Ah (Max.) in standard enclosure Networkable USB & RS-232 port on-board. 200 Zones per panel 5000 Event & diagnostic + 500 Fire Events 	<ul style="list-style-type: none"> 1 Loop Analogue Addressable Panel. Expandable up to 2 Loop. 500mA loop current 2 Programmable Relays Battery Capacity 4Ah (Min.) & 12Ah (Max.) in standard enclosure Networkable USB & RS-232 port on-board. 200 Zones across 2 loops 5000 Event & diagnostic + 500 Fire Events 	<ul style="list-style-type: none"> 1 Loop Analogue Addressable Panel. Expandable up to 4 Loop. 500mA loop current 2 Programmable Relays Battery Capacity 4Ah (Min.) & 18Ah (Max.) in standard enclosure Networkable USB & RS-232 port on-board. 200 Zones across 4 loops 5000 Event & diagnostic + 500 Fire Events 	<ul style="list-style-type: none"> 2 Loop Analogue Addressable Panel. Expandable up to 8 Loop. 500mA loop current In-built standard network 4 Programmable Relays Battery Capacity 4Ah (Min.) & 45Ah (Max.) in standard enclosure Networkable USB & RS-232 port on-board. 400 Zones across 8 loops 10000 Event & diagnostic + 500 Fire Events 	<ul style="list-style-type: none"> 2 Loop Analogue Addressable Panel. Expandable up to 8 Loop. 500mA loop current In-built fault tolerant network 4 Programmable Relays Battery Capacity 4Ah (Min.) & 45Ah (Max.) in standard enclosure Networkable USB & RS-232 port on-board. 400 Zones across 8 loops 10000 Event & diagnostic + 500 Fire Events



THE INTELLI-SENSE PANEL IS AVAILABLE IN A HOST OF VARIANTS:

TI-002317-V	TI-002318-V	TI-002319-V	TI-002320-ST	TI-002320-FT
<ul style="list-style-type: none"> 1 Loop Analogue Addressable Panel. Non-Expandable 500mA loop current 2 Programmable Relays Battery Capacity 4Ah (Min.) & 7Ah (Max.) in standard enclosure Networkable USB & RS-232 port on-board. 200 Zones per panel 5000 Event & diagnostic + 500 Fire Events 	<ul style="list-style-type: none"> 1 Loop Analogue Addressable Panel. Expandable up to 2 Loop. 500mA loop current 2 Programmable Relays Battery Capacity 4Ah (Min.) & 12Ah (Max.) in standard enclosure Networkable USB & RS-232 port on-board. 200 Zones across 2 loops 5000 Event & diagnostic + 500 Fire Events 	<ul style="list-style-type: none"> 1 Loop Analogue Addressable Panel. Expandable up to 4 Loop. 500mA loop current 2 Programmable Relays Battery Capacity 4Ah (Min.) & 18Ah (Max.) in standard enclosure Networkable USB & RS-232 port on-board. 200 Zones across 4 loops 5000 Event & diagnostic + 500 Fire Events 	<ul style="list-style-type: none"> 2 Loop Analogue Addressable Panel. Expandable up to 8 Loop. 500mA loop current In-built standard network 4 Programmable Relays Battery Capacity 4Ah (Min.) & 45Ah (Max.) in standard enclosure Networkable USB & RS-232 port on-board. 400 Zones across 8 loops 10000 Event & diagnostic + 500 Fire Events 	<ul style="list-style-type: none"> 2 Loop Analogue Addressable Panel. Expandable up to 8 Loop. 500mA loop current In-built fault tolerant network 4 Programmable Relays Battery Capacity 4Ah (Min.) & 45Ah (Max.) in standard enclosure Networkable USB & RS-232 port on-board. 400 Zones across 8 loops 10000 Event & diagnostic + 500 Fire Events



INTELLI-SENSE REPEATER PANELS



**TI-002322-FT -
PASSIVE REPEATER
PANEL (REMOTE
DISPLAY PANEL)**



**TI-002323-FT -
LARGE ACTIVE
REPEATER PANEL
(REMOTE CONTROL
PANEL)**



**TI-002321-FT -
ACTIVE REPEATER
PANEL (REMOTE
CONTROL PANEL)**

Active Repeater Panel (Remote Control Panel) - Gives the user control over the networked panels. It provides the user functionalities like Silencing, Muting, Resounding and Resetting the panels connected in the network.

Passive Repeater Panel (Remote Display Panel) - Gives the user view of the networked panels and allows real-time monitoring/display. It also allows the user to mute the panels.



VARIANTS OF ACTIVE/ PASSIVE REPEATER PANELS :

- **TI-002321-ST** - Active Repeater Panel (Remote Control Panel) with standard network card 240 Addressable devices per loop
- **TI-002322-ST** - Passive Repeater Panel (Remote Display Panel) with standard network card
- **TI-002323-ST** - Multi-functional Active Repeater Panel (Remote Control Panel) with standard network card
- **TI-002321-FT** - Active Repeater Panel (Remote Control Panel) with fault-tolerant network card
- **TI-002322-FT** - Passive Repeater Panel (Remote Display Panel) with fault-tolerant network card
- **TI-002323-FT** - Multi-functional Active Repeater Panel (Remote Control Panel) with fault-tolerant network card

TOUCHCONTROL PANEL



An aesthetically pleasing and functionally capable Intelli-Sense TouchControl Panel is a 10" 720p (1280x800) high resolution touch screen panel that can control and monitor the networked panels.

User can activate Silence, Mute, Resound, Reset, and Evacuate signals for the panels connected in the network.

It comes with an additional capability of hosting the interactive site maps and zone plans.

FEATURES OF THE TOUCH CONTROL PANEL

- Can be networked to networkable fire alarm control panels using 2Cx1.5 Sq.mm cable over RS-485 network.
- Can store up to 1000 general and 500 fire events log
- Touch screen can double up as display site (can host menus, logos, product advertisement etc)
- Displays active area maps/ fire zones in case of fire

VARIANTS OF TOUCHCONTROL PANEL:

- TI-002327 - TouchControl Panel with standard network card in-built inside
- TI-002328 - TouchControl Panel with fault-tolerant network card in-built inside



Addressable Control Panel

INTELLI-SENSE - 1 LOOP PANEL FIRE ALARM CONTROL PANEL



TI-002217-V

DESCRIPTION	SPECIFICATION
Base Technology	Dual flash-based processors with real-time clock, trace diagnostics, programmable languages and character sets
Display	White backlit 240 x 64 graphical LCD
LED Indicators	22 red (1 x Fire, 1 x More Alarms, 20 x Zonal Programmable), 1 green (Power)
Controls	Alpha numeric keypad permitting navigation, Reset, Mute, Silence, Resound, Evacuate, and 4x programmable push buttons
Protocol	Fully digital communication protocol
Number of Fire Zones	2000 (200 per individual panel)
Number of Loops	1
Devices per Loop	240 Addressable Detectors and Devices
Loop Current	500mA
On-Board Sounder Circuits	2x1 Amp programmable
On-Board Relays	2x1Amp 30vAC/DC programmable(10mA,5vmin)-expandable to 4 TI-002370 (2-Way Relay Card)
Auxiliary Supply	1 x 24v500mA
Programmable Input	1 x monitored programmable input on-board
Programmable Key Switch Inputs	1 x volt free input (standard enc.), 8 x inputs (Only with medium enclosure panel TI-002317-VM)
Total Available Output Current	3A maximum available for loop current + sounder outputs + auxiliary supply
Mains Supply	200 - 240v 47-63 Hz AC (+10%, -15% tolerance) 1.0AMax
Charger Current	1A temperature compensated
Serial Port	1 x on-board RS232 connection for PC, modem, IP, or portable printer
USB Interface	1 x USB B type connection for PC communication
Programming	On-board keypad or PC running Windows tools
Event Log	5000 event & diagnostic + 500 fire
Networking	Optional plug-in network card (TI-002325 - standard, or TI-002324 -fault-tolerant)
Printer (optional)	On-board (only with medium enclosure panel TI-002317-VM)
Enclosure/Colour	Steel IP30 /RAL7035
Metal work Options	Flushing bezel, battery box, utility enclosure, termination enclosure and rack mount
Approvals	EN 54-2:1998, EN 54-4:1998 & EN54-13:2005

FEATURES:

- 20 programmable zonal / 25 System LEDs
- Dedicated loop driver to support fully digital communication protocol.
- Intelli-Sense graphical LCD user interface and support for up to 200 fire zones by default allowing full EN54 compliance without additional hardware.
- Dedicated USB & RS232 Serial Port for direct PC or modem connection.
- Installer friendly Auto-learn, Loop Detection and Onboard Scope facility.
- Graphical display configurable for virtually any language.
- Robust removable equipment chassis with plug-in connectors for simple fixing and cable termination.
- Integral P-Bus for system expansion via available option cards.
- Intelli-Sense-NeT peer-to-peer network with up to 2000 zones
- Approved to BS EN54 part 2, 4 and 13. Programmable push buttons.
- Rack-mount options.
- Multiple languages.
- Global compliance.
- Fully networkable.
- Installer's logo application.
- 1-year warranty

INTELLI-SENSE - 1-2 LOOP PANEL FIRE ALARM CONTROL PANEL



TI-002218-V

DESCRIPTION	SPECIFICATION
Base Technology	Dual flash-based processors with real-time clock, trace diagnostics, programmable languages and character sets
Display	White backlit 240 x 64 graphical LCD
LED Indicators	22 red (1 x Fire, 1 x More Alarms, 20 x Zonal Programmable), 1 green (Power) 13 amber and 12 bi-colour (Fault & System)
Controls	Alphanumeric keypad permitting navigation, Reset, Mute, Silence, Resound, Evacuate, and 4x programmable push buttons
Protocol	Fully digital communication protocol
Number of Fire Zones	2000 (200 per individual panel)
Number of Loops	Dedicated 1-2 loop control panel
Devices per Loop	240 Addressable Detectors and Devices
Loop Current	500mA
On-Board Sounder Circuits	2x1 Amp programmable
On-Board Relays	2x1Amp 30vAC/DC programmable(10mA,5vmin)-expandable to 4 TI-002370 (2-Way Relay Card)
Auxiliary Supply	1 x 24v500mA
Programmable Input	1 x monitored programmable input on-board
Programmable Key Switch Inputs	8 volt free inputs
Total Available Output Current	5A maximum available for loop current + sounder outputs + auxiliary supply
Mains Supply	200 - 240v 47-63 HzAC (+10%, -15% tolerance) 1.4Amax
Charger Current	2A temperature compensated
Serial Port	1 x on-board RS232 connection for PC, modem, IP, or portable printer
USB Interface	1 x USB B type connection for PC communication
Programming	On-board keypad or PC running Windows tools
Event Log	5000 event & diagnostic + 500 fire
Networking	Optional plug-in network card (TI-002325 - standard, or TI-002324 -fault-tolerant)
Enclosure/Colour	Steel IP30 /RAL7035
Metal work Options	Flushing bezel, battery box, utility enclosure, termination enclosure and rack mount
Approvals	EN 54-2:1998, EN 54-4:1998 & EN54-13:2005

FEATURES:

- Dedicated loop driver to support fully digital communication protocol.
- Intelli-Sense graphical LCD user interface and support for up to 200 fire zones by default allowing full EN54 compliance without additional hardware.
- Dual flash-based microprocessor technology with real-time clock onboard.
- Dedicated USB & RS232 serial port for direct PC or modem connection.
- Installer friendly Auto-learn, Loop Detection and Onboard Scope facilities for ease of commissioning and fault finding.
- Graphical display configurable for virtually any language
- Robust removable equipment chassis with plug-in connectors for simple fixing and cable termination.
- Fully programmable via the onboard alphanumeric keypad, or PC configuration tools.
- Integral 'P-Bus' for system expansion via available option cards
- Intelli-Sense-NeT peer-to-peer network with up to 2000 zones Approved to BS EN54 part 2, 4 and 13
- 1-year warranty

INTELLI-SENSE - 1-4 LOOP PANEL

FIRE ALARM CONTROL PANEL



TI-002219-V

DESCRIPTION	SPECIFICATION
Base Technology	Dual flash-based processors with real-time clock, trace diagnostics, programmable languages and character sets
Display	White backlit 240 x 64 graphical LCD
LED Indicators	22 red (1 x Fire, 1 x More Alarms, 20 x Zonal Programmable), 1 green (Power) 13 amber and 12 bi-colour (Fault & System)
Controls	Alphanumeric keypad permitting navigation, Reset, Mute, Silence, Resound, Evacuate, and 4x programmable push buttons
Protocol	Fully digital communication protocol
Number of Fire Zones	2000 (200 per individual panel)
Number of Loops	Dedicated 1-4 loop control panel
Devices per Loop	240 Addressable Detectors and Devices
Loop Current	500mA
On-Board Sounder Circuits	4x1 Amp programmable
On-Board Relays	2x1 Amp 30vAC/DC programmable (10mA,5v min)-expandable to 4 using TI-002370 (2-Way Relay Card)
Auxiliary Supply	1 x 24v500mA
Programmable Input	1 x monitored programmable input on-board
Programmable Key Switch Inputs	8 volt free inputs
Total Available Output Current	5A maximum available for loop current + sounder outputs + auxiliary supply
Mains Supply	200 - 240v 47-63 HzAC (+10%, -15% tolerance) 1.4Amax
Charger Current	2A temperature compensated
Serial Port	1 x on-board RS232 connection for PC, modem, IP, or portable printer
USB Interface	1 x USB B type connection for PC communication
Programming	On-board keypad or PC running Windows tools
Event Log	5000 event & diagnostic + 500 fire
Networking	Optional plug-in network card (TI-002325 - standard, or TI-002324 - fault-tolerant)
Enclosure/Colour	Steel IP30 /RAL7035
Metal work Options	Flushing bezel, battery box, utility enclosure, termination enclosure and rack mount
Approvals	EN 54-2:1998, EN 54-4:1998 & EN54-13:2005

FEATURES:

- 20 programmable zonal / 25 System LEDs
- Dedicated loop driver to support fully digital communication protocol.
- Intelli-Sense graphical LCD user interface and support for up to 200 fire zones by default allowing full EN54 compliance without additional hardware.
- Dedicated USB & RS232 Serial Port for direct PC or modem connection.
- Installer friendly Auto-learn, Loop Detection and Onboard Scope facility.
- The graphical display can be configured to operate with virtually any language or character set and allow the installer's logo to be applied using the Logo application software.
- Integral P-Bus for system expansion via available option cards.
- Intelli-Sense-NeT peer-to-peer network with up to 2000 zones
- Approved to BS EN54 part 2, 4 and 13.
- Programmable push buttons.
- 1-year warranty

INTELLI-SENSE - 2-8 LOOP PANEL

FIRE ALARM CONTROL PANEL



TI-002320-ST

DESCRIPTION	SPECIFICATION
Base Technology	Dual flash-based processors with real-time clock, trace diagnostics, programmable languages and character sets
Display	White backlit 240 x 64 graphical LCD
LED Indicators	22 red (1 x Fire, 1 x More Alarms, 20 x Zonal Programmable), 1 green (Power), 13 amber and 7 bi-colour (Fault & System)
Controls	Alpha numeric keypad permitting Navigation, Reset, Mute, Silence, Resound, Evacuate, and 4 x Programmable Push Buttons Actual 2
Protocol	Fully digital communication protocol
Number of Fire Zones	2000 (200 per individual panel)
Number of Loops	Dedicated 2-8 loop control panel
Devices per Loop	240 Addressable Detectors and Devices
Loop Current	500mA
On-Board Sounder Circuits	8x1 Amp programmable
On-Board Relays	4x1Amp 30vAC/DC programmable (10mA,5vmin)-expandable to 8 using 2x TI-002370 (2-Way Relay Card)
Auxiliary Supply	2 x 24v500mA
Programmable Input	2 x monitored programmable input on-board
Programmable Key Switch Inputs	16 volt free digital inputs
Total Available Output Current	2 x 5A maximum available for loop current + sounder outputs + auxiliary supply
Mains Supply	200 - 240v 47-63 Hz AC (+10%, -15% tolerance) 1.4Amax
Battery Capacity	2 x 24V4Ah internal(min), 2x24V,1 8Ah internal(max), or 1x24V45Ah internal(max) and 1x24V 45Ah external (max) using optional battery enclosure
Charger Current	2 x 2A temperature compensated
Serial Port	2 x on-board RS232 connection for PC, modem, IP, or portable printer
USB Interface	2 x USB B type connection for PC communication
Programming	On-board keypad or PC running Windows tools
Event Log	2 x 5000 event & diagnostic + 500 fire
Networking	On-board Standard network card (TI-002325).
Printer (optional)	On-board
Enclosure/Colour	Steel IP30 /RAL7035
Cable Entry (20mm knockouts)	30 x top, 6 x rear, 3 x bottom plus 2 x double knockout rear
Approvals	EN 54-2:1998, EN 54-4:1998 & EN54-13:2005

FEATURES:

- Fully expandable from 2-8 loops via plug-in loop driver boards.
- 20 programmable Zonal / 25 System LEDs with slide-in labels.
- Dedicated loop driver to support fully digital communication protocol.
- Intelli-Sense graphical LCD user interface and support for up to 200 fire zones by default allowing full EN54 compliance without additional hardware.
- Dual flash-based microprocessor technology with real-time clock onboard.
- Dedicated USB & RS232 serial port for direct PC or modem connection.
- Installer friendly Auto-learn, Loop Detection and Onboard Scope facility for ease of commissioning and fault finding.
- Fully programmable via the onboard alphanumeric keypad, or PC configuration tools.
- The graphical display can be configured to operate with virtually any language or character set and allow the installer's logo to be applied using the Logo application software.
- Robust removable equipment chassis with plug-in connectors for simple fixing and cable termination.
- 2x5 Amp power supply and charger to En54 part 4.
- Integral Peripheral Bus for system expansion via available option cards.
- Intelli-Sense-NeT peer-to-peer network with up to 2000 zones.
- 1-year warranty

INTELLI-SENSE - 2-8 LOOP PANEL FIRE ALARM CONTROL PANEL - FAULT TOLERANT



TI-002320-FT

DESCRIPTION	SPECIFICATION
Base Technology	Dual flash-based processors with real-time clock, trace diagnostics, programmable languages and character sets
Display	White backlit 240 x 64 graphical LCD
LED Indicators	22 red (1 x Fire, 1 x More Alarms, 20 x Zonal Programmable), 1 green (Power), 13 amber and 7 bi-colour (Fault & System)
Controls	Alpha numeric keypad permitting Navigation, Reset, Mute, Silence, Resound, Evacuate, and 4 x Programmable Push Buttons Actual 2
Protocol	Fully digital communication protocol
Number of Fire Zones	2000 (200 per individual panel)
Number of Loops	Dedicated 2-8 loop control panel
Devices per Loop	240 Addressable Detectors and Devices
Loop Current	500mA
On-Board Sounder Circuits	8x1 Amp programmable
On-Board Relays	4x1Amp 30vAC/DC programmable (10mA,5vmin)-expandable to 8 using 2x TI-002370 (2-Way Relay Card)
Auxiliary Supply	2 x 24v500mA
Programmable Input	2 x monitored programmable input on-board
Programmable Key Switch Inputs	16 volt free digital inputs
Total Available Output Current	2 x 5A maximum available for loop current + sounder outputs + auxiliary supply
Mains Supply	200 - 240v 47-63 Hz AC (+10%, -15% tolerance) 1.4Amax
Battery Capacity	2 x 24V4Ah internal(min), 2x24V,1 8Ah internal(max), or 1x24V45Ah internal(max) and 1x24V 45Ah external (max) using optional battery enclosure
Charger Current	2 x 2A temperature compensated
Serial Port	2 x on-board RS232 connection for PC, modem, IP, or portable printer
USB Interface	2 x USB B type connection for PC communication
Programming	On-board keypad or PC running Windows tools
Event Log	2 x 5000 event & diagnostic + 500 fire
Networking	On-board Standard network card (TI-002324).
Printer (optional)	On-board
Enclosure/Colour	Steel IP30 /RAL7035
Cable Entry (20mm knockouts)	30 x top, 6 x rear, 3 x bottom plus 2 x double knockout rear
Approvals	EN 54-2:1998, EN 54-4:1998 & EN54-13:2005

FEATURES:

- Fully expandable from 2-8 loops via plug-in loop driver boards.
- 20 programmable Zonal / 25 System LEDs with slide-in labels.
- Dedicated loop driver to support fully digital communication protocol.
- Intelli-Sense graphical LCD user interface and support for up to 200 fire zones by default allowing full EN54 compliance without additional hardware.
- Dual flash-based microprocessor technology with real-time clock onboard.
- Dedicated USB & RS232 serial port for direct PC or modem connection.
- Installer friendly Auto-learn, Loop Detection and Onboard Scope facility for ease of commissioning and fault finding.
- Fully programmable via the onboard alphanumeric keypad, or PC configuration tools.
- The graphical display can be configured to operate with virtually any language or character set and allow the installer's logo to be applied using the Logo application software.
- Robust removable equipment chassis with plug-in connectors for simple fixing and cable termination.
- 2x5 Amp power supply and charger to En54 part 4.
- Integral Peripheral Bus for system expansion via available option cards.
- Intelli-Sense-NeT peer-to-peer network with up to 2000 zones.
- 1-year warranty

REMOTE CONTROL TERMINAL - STANDARD



TI-002321-ST

DESCRIPTION	SPECIFICATION
Display	White backlit 240x64 graphical LCD
LED Indicators	2 red (1 x Fire, 1 x Alarm), 1 green (Power) & 3 amber (Fault & System)
Keypads	Alpha numeric keypad, navigation keys & onboard buzzer mute facility
Controls	System keys for Mute, Reset, Silence, Resound
Key-Switch Input	Optional level 2 access enable key switch
Power Supply Input	24 VDC, 115mA (/FT: 150mA) operating range 15-30V
External Supply Monitoring	Monitored external fault input
Number of Fire Zones	2000
USB/Serial Ports	1xUSB
Programming	Via on-board keypad or PC running Windows tools
Enclosure	Steel IP30
Cable Entry	20mm knock-outs. 4 x top and 4 x rear
Colour	RAL7035
Metal work Options	Semi flushing bezel, special finishes including Stainless & Chrome
Networking	On-board Standard network card (TI-002325).

FEATURES:

- The RCT has additional sector based control keys for Silence, Mute, Resound and Reset, which allows other networked panels to selectively respond to controls as programmed. E.g. on a site with multiple buildings, a user may be allowed to silence and reset fires originating in their own building. Fires originating from other buildings are displayed but cannot be reset.
- Fully on-site programmable via onboard alpha numeric keypad or PC configuration tools.
- View all information from across the network
- By using flash memory and an advanced graphical display the remote terminals can be easily configured to operate in virtually any language, with any character set and allows for the installer's logo and company details to be displayed on the LCD display during normal operation.
- Networked for System Display or Control Programmable switch input
- Graphical LCD display
- Intelli-Sense-NeT compatible
- Slide-in labels
- Small, robust and compact
- 24V DC operating voltage
- Disable/enable options
- 1-year warranty

REMOTE CONTROL TERMINAL - FAULT TOLERANT



TI-002321-FT

DESCRIPTION	SPECIFICATION
Display	White backlit 240x64 graphical LCD
LED Indicators	2 red (1 x Fire, 1 x Alarm), 1 green (Power) & 3 amber (Fault & System)
Keypads	Alpha numeric keypad, navigation keys & onboard buzzer mute facility
Controls	System keys for Mute, Reset, Silence, Resound
Key-Switch Input	Optional level 2 access enable key switch
Power Supply Input	24 VDC, 115mA (/FT: 150mA) operating range 15-30V
External Supply Monitoring	Monitored external fault input
Number of Fire Zones	2000
USB/Serial Ports	1xUSB
Programming	Via on-board keypad or PC running Windows tools
Enclosure	Steel IP30
Cable Entry	20mm knock-outs. 4 x top and 4 x rear
Colour	RAL7035
Metal work Options	Semi flushing bezel, special finishes including Stainless & Chrome
Networking	On-board Fault-Tolerant network card (TI-002324).

FEATURES:

- The RCT has additional sector based control keys for Silence, Mute, Resound and Reset, which allows other networked panels to selectively respond to controls as programmed. E.g. on a site with multiple buildings, a user may be allowed to silence and reset fires originating in their own building. Fires originating from other buildings are displayed but cannot be reset.
- Fully on-site programmable via onboard alpha numeric keypad or PC configuration tools.
- View all information from across the network.
- By using flash memory and an advanced graphical display the remote terminals can be easily configured to operate in virtually any language, with any character set and allows for the installer's logo and company details to be displayed on the LCD display during normal operation.
- Networked for System Display or Control
- Programmable switch input
- Graphical LCD display
- Intelli-Sense-NeT compatible
- Slide-in labels
- Small, robust and compact
- 24V DC operating voltage
- Disable/enable options
- 1-year warranty

REMOTE DISPLAY TERMINAL - STANDARD



TI-002322-ST

DESCRIPTION	SPECIFICATION
Display	White backlit 240x64 graphical LCD
LED Indicators	1 red (1 x Fire, 1 x Alarm), 1 green (Power) & 3 amber (Fault & System)
Keypads	Alpha numeric keypad, navigation keys & onboard buzzer mute facility
Controls	System keys for Mute
Key-Switch Input	Optional level 2 access enable key switch
Power Supply Input	24 VDC, 115mA (/FT: 150mA) operating range 15-30V
External Supply Monitoring	Monitored external fault input
Number of Fire Zones	22
USB/Serial Ports	1xUSB
Programming	Via on-board keypad or PC running Windows tools
Enclosure	Steel IP30
Cable Entry	20mm knock-outs. 4 x top and 4 x rear
Colour	RAL7035
Metal work Options	Semi flushing bezel, special finishes including Stainless & Chrome
Networking	On-board Standard network card (TI-002325).

FEATURES:

- The RDT has additional control keys for Mute which allows other network panels' warning buzzer to be muted.
- Fully on-site programmable via onboard alphanumeric keypad or PC configuration tools.
- View all information from across the network.
- By using flash memory and an advanced graphical display, the remote terminals can be easily configured to operate in virtually any language, with any character set and allows for the installer's logo and company details to be displayed on the LCD during normal operation.
- Networked for system display or control.
- Programmable switch input.
- Graphical LCD Display.
- Intelli-Sense-NeT Compatible.
- Slide-in labels.
- Small, robust and compact.
- 24V DC operating voltage.
- Disable/enable options.
- 1-year warranty.

REMOTE DISPLAY TERMINAL - FAULT TOLERANT



TI-002322-FT

DESCRIPTION	SPECIFICATION
Display	White backlit 240x64 graphical LCD
LED Indicators	1 red (1 x Fire, 1 x Alarm), 1 green (Power) & 3 amber (Fault & System)
Keypads	Alpha numeric keypad, navigation keys & onboard buzzer mute facility
Controls	System keys for Mute
Key-Switch Input	Optional level 2 access enable key switch
Power Supply Input	24 VDC, 115mA (/FT: 150mA) operating range 15-30V
External Supply Monitoring	Monitored external fault input
Number of Fire Zones	22
USB/Serial Ports	1xUSB
Programming	Via on-board keypad or PC running Windows tools
Enclosure	Steel IP30
Cable Entry	20mm knock-outs. 4 x top and 4 x rear
Colour	RAL7035
Metal work Options	Semi flushing bezel, special finishes including Stainless & Chrome
Networking	On-board Fault-Tolerant network card (TI-002324).

FEATURES:

- The RDT has additional control keys for Mute which allows other network panels' warning buzzer to be muted.
- Fully on-site programmable via onboard alphanumeric keypad or PC configuration tools.
- View all information from across the network.
- By using flash memory and an advanced graphical display, the remote terminals can be easily configured to operate in virtually any language, with any character set and allows for the installer's logo and company details to be displayed on the LCD during normal operation.
- Networked for system display or control.
- Programmable switch input.
- Graphical LCD Display.
- Intelli-Sense-NeT Compatible.
- Slide-in labels.
- Small, robust and compact.
- 24V DC operating voltage.
- Disable/enable options.
- 1-year warranty.

LARGE REMOTE CONTROL TERMINAL - STANDARD



TI-002323-ST

DESCRIPTION	SPECIFICATION
Display	White backlit 240x64 graphical LCD
LED Indicators	2 red (1 x Fire, 1 x Alarm), 1 green (Power) & 18 amber (Fault & System)
Keypads	Alpha numeric keypad, navigation keys & on-board buzzer mute facility
Controls	System keys for Mute, Reset, Silence, Resound
Key-Switch Input	Optional level 2 access enable key switch
Power Supply Input	24 VDC, 115mA (/FT: 150mA) operating range 15-30V
External Supply Monitoring	Monitored external fault input
Number of Fire Zones	2000
USB/Serial Ports	1 x USB & 1 x RS232
Programming	Via on-board keypad or PC running Windows tools
Enclosure	Steel IP30
Cable Entry	20mm knock-outs.4 x top and 4 x rear
Colour	RAL7035
Metal work Options	Semi flushing bezel, special finishes including Stainless & Chrome
Networking	On-board Standard network card (TI-002325).

FEATURES:

- The RCT has additional sector based control keys for Silence, Mute, Resound and Reset, which allows other networked panels to selectively respond to controls as programmed. E.g. on a site with multiple buildings, a user may be allowed to silence and reset fires originating in their own building. Fires originating from other buildings are displayed but cannot be reset.
- Fully on-site programmable via onboard alphanumeric keypad or PC configuration tools.
- View all information from across the network.
- By using flash memory and an advanced graphical display the remote terminals can be easily configured to operate in virtually any language, with any character set and allows for the installer's logo and company details to be displayed on the LCD display during normal operation.
- Fully programmable push buttons for remote isolation, class change or general alarms. Compatible with a wide range of routing equipment.
- Networked for System Display or Control
- Programmable switch input
- Graphical LCD display
- Intelli-Sense-NeT compatible
- Slide-in labels
- Small, robust and compact
- 24V DC operating voltage
- Disable/enable options
- 1-year warranty

LARGE REMOTE CONTROL TERMINAL - FAULT TOLERANT



TI-002323-FT

DESCRIPTION	SPECIFICATION
Display	White backlit 240x64 graphical LCD
LED Indicators	2 red (1 x Fire, 1 x Alarm), 1 green (Power) & 18 amber (Fault & System)
Keypads	Alpha numeric keypad, navigation keys & on-board buzzer mute facility
Controls	System keys for Mute, Reset, Silence, Resound
Key-Switch Input	Optional level 2 access enable key switch
Power Supply Input	24 VDC, 115mA (/FT: 150mA) operating range 15-30V
External Supply Monitoring	Monitored external fault input
Number of Fire Zones	2000
USB/Serial Ports	1 x USB & 1 x RS232
Programming	Via on-board keypad or PC running Windows tools
Enclosure	Steel IP30
Cable Entry	20mm knock-outs.4 x top and 4 x rear
Colour	RAL7035
Metal work Options	Semi flushing bezel, special finishes including Stainless & Chrome
Networking	On-board Fault-Tolerant network card (TI-002324).

FEATURES:

- The RCT has additional sector based control keys for Silence, Mute, Resound and Reset, which allows other networked panels to selectively respond to controls as programmed. E.g. on a site with multiple buildings, a user may be allowed to silence and reset fires originating in their own building. Fires originating from other buildings are displayed but cannot be reset.
- Fully on-site programmable via onboard alphanumeric keypad or PC configuration tools.
- View all information from across the network.
- By using flash memory and an advanced graphical display the remote terminals can be easily configured to operate in virtually any language, with any character set and allows for the installer's logo and company details to be displayed on the LCD display during normal operation.
- Fully programmable push buttons for remote isolation, class change or general alarms. Compatible with a wide range of routing equipment.
- Networked for System Display or Control
- Programmable switch input
- Graphical LCD display
- Intelli-Sense-NeT compatible
- Slide-in labels
- Small, robust and compact
- 24V DC operating voltage
- Disable/enable options
- 1-year warranty

INTELLI-SENSE - FAULT-TOLERANT NETWORK CARD



TI-002324

DESCRIPTION	SPECIFICATION
Network Connections	White backlit 240x64 graphical LCD
On-board Indication	IN: A/B SCN(Screen) OUT: A/B SCN (Screen)
Supply Current	TI-002324 Fault Tolerant Network Card: 61mA (All power is taken directly from the panel motherboard)
Temperature range and Humidity	-5°C to 40C 95% non-condensing (maximum)
Dimensions(HxWxD)	85mm x 65mm x 20mm (Mounting pillars are provided on the panel chassis to mount this card)
Recommended Cable	2 Core twisted-pair plus screen

FEATURES:

- Large Intelli-Sense-NeT+ 200 Panel Network
- Up to 1.5Km between Control Panels
- Windows based PC setup
- Network Systems share up to 1000 zones
- Network Analysis from Control Panel
- 1-year warranty

INTELLI-SENSE - STANDARD NETWORK CARD



TI-002325

DESCRIPTION	SPECIFICATION
Network Connections	White backlit 240x64 graphical LCD
On-board Indication	IN: A/B SCN(Screen) OUT: A/B SCN (Screen)
Supply Current	TI-002325 Standard Network Card: 20mA (All power is taken directly from the panel motherboard)
Temperature range and Humidity	-5°C to 40C 95% non-condensing (maximum)
Dimensions(HxWxD)	85mm x 65mm x 20mm (Mounting pillars are provided on the panel chassis to mount this card)
Recommended Cable	2 Core twisted-pair plus screen

FEATURES:

- Large Intelli-Sense-NeT+ 32Panel Network
- Up to 1.5Km total network cable length
- Windows based PC setup
- Network Systems share up to 1000 zones
- Network Analysis from Control Panel
- 1-year warranty

LOOP DRIVER CARD

TI-002326

DESCRIPTION	SPECIFICATION
Power Supply	24V DC
Protocols	Fully digital communication protocol
Devices per Loop (maximum)	240 Intelli-Sense detector/call points per loop
Loop Current	500 mA max

FEATURES:

- Suitable for use with Intelli-Sense analogue addressable panels
- TI-002326 is compatible with Intelli-Sense series control panel with fully digital communication protocol
- 1 year product warranty

TOUCHCONTROL TERMINAL - STANDARD



TI-002327

DESCRIPTION	SPECIFICATION
Environment	Indoor, Dry
Supply Voltage	18-30VDC
Supply Current	300mA
FUSE-PCB	T250H1.6A
PSE -Fault Monitoring	EOL 3300K, ACT680K
Operating Temperature	-5 oC to +40 oC
Relative Humidity	95%
Wire Guage (max.)	2.5mm 2
Dimensions (mm)	H 191 x W 282xD80
Knockouts (20mm)	5 Top, 5Rear
Networking	On-board Standard network card (TI-002325).

FEATURES:

- 2 Part enclosure for easy first fix and slide-in installation.
- 1280x800 (720p); high resolution screen, designed to work with fireman's glove.
- At a glance' system status, immediately identify zones and devices in Fire, Test, Supervisory and Fault.
- Interactive site maps and zone plans capability built-in Monitored external input for external PSU faults.
- Two-core connection to the network(fault tolerant or standard) Low-profile bezel for flush fitting.
- Select from a number of background images or add a customised image
- Low profile installation.
- Dedicated status indicators for Fire, Fault, System Fault, Disabled, Test and Power.
- Zone plan display, an essential part of BS5839-1
- Dual Power Supply inputs, independently monitored to allow redundant power feeds.
- 1-year warranty.

TOUCHCONTROL TERMINAL - FAULT TOLERANT



TI-002328

DESCRIPTION	SPECIFICATION
Environment	Indoor, Dry
Supply Voltage	18-30VDC
Supply Current	300mA
FUSE-PCB	T250H1.6A
PSE -Fault Monitoring	EOL 3300K, ACT680K
Operating Temperature	-5 oC to +40 oC
Relative Humidity	95%
Wire Guage (max.)	2.5mm 2
Dimensions (mm)	H 191 x W 282xD80
Knockouts (20mm)	5 Top, 5Rear
Networking	On-board Fault-Tolerant network card (TI-002324).

FEATURES:

- 2 Part enclosure for easy first fix and slide-in installation.
- 1280x800 (720p); high resolution screen, designed to work with fireman's glove.
- At a glance' system status, immediately identify zones and devices in Fire, Test, Supervisory and Fault.
- Interactive site maps and zone plans capability built-in Monitored external input for external PSU faults.
- Two-core connection to the network(fault tolerant or standard) Low-profile bezel for flush fitting.
- Select from a number of background images or add a customised image
- Low profile installation.
- Dedicated status indicators for Fire, Fault, System Fault, Disabled, Test and Power.
- Zone plan display, an essential part of BS5839-1
- Dual Power Supply inputs, independently monitored to allow redundant power feeds.
- 1-year warranty.

SURFACE BACK-BOX FOR TOUCHCONTROL TERMINAL

DESCRIPTION	SPECIFICATION
Compatible with	TouchControl Terminal-ST TI-002327 TouchControl Terminal-FT TI-002328

TI-002329

FEATURES:

- Used for surface mounting of the TouchControl Terminals.

BMS/GRAPHICS INTERFACE CARD (STANDARD NETWORK) - PCB ONLY

DESCRIPTION	SPECIFICATION
Supply Voltage Input	18-28V DC
Operating Temperature	-5°C to 50°C
Relative Humidity	95% non-condensing(maximum)
PCB Dimensions HxWxDmm	88 x 242 x 18
Weight	65 grams
Indications	On-board LED indicators for heartbeat, network Rx/Tx and RS232Rx/Tx
Supply Current	Standard 48mA (/FT 86mA) at 24vDC
Serial Interface	Isolated RS232 interface for BMS/PC
Fault Input	Monitored volt free clean contact
Enclosure Dimensions H x W x D mm	218 x 300 x 45
Enclosure Weight	2kg

TI-002330

FEATURES:

- Sector based programming.
- Each BMS interface is individually programmable with the available dynamic cause and effects rules.
- Standard network version - PCB Only.
- Easily configured via PC Configuration Software.
- 1-year warranty.

BMS/GRAPHICS INTERFACE CARD (STANDARD NETWORK) - BOXED

DESCRIPTION	SPECIFICATION
Supply Voltage Input	18-28V DC
Operating Temperature	-5°C to 50°C
Relative Humidity	95% non-condensing(maximum)
PCB Dimensions HxWxDmm	88 x 242 x 18
Weight	65 grams
Indications	On-board LED indicators for heartbeat, network Rx/Tx and RS232Rx/Tx
Supply Current	Standard 48mA (/FT 86mA) at 24vDC
Serial Interface	Isolated RS232 interface for BMS/PC
Fault Input	Monitored volt free clean contact
Enclosure Dimensions H x W x D mm	218 x 300 x 45
Enclosure Weight	2kg

TI-002320-BX

FEATURES:

- Sector based programming.
- Each BMS interface is individually programmable with the available dynamic cause and effects rules.
- Standard network version - Provided with Box/Enclosure.
- Easily configured via PC Configuration Software.
- 1-year warranty.

BMS/GRAPHICS INTERFACE CARD (FAULT-TOLERANT NETWORK) - PCB ONLY

DESCRIPTION	SPECIFICATION
Supply Voltage Input	18-28V DC
Operating Temperature	-5°C to50°C
Relative Humidity	95% non-condensing(maximum)
PCB Dimensions HxWxDmm	88 x 242 x 18
Weight	65 grams
Indications	On-board LED indicators for heartbeat, network Rx/Tx and RS232Rx/Tx
Supply Current	Standard 48mA (/FT 86mA) at 24vDC
Serial Interface	Isolated RS232 interface for BMS/PC
Fault Input	Monitored volt free clean contact
Enclosure Dimensions H x W x D mm	218 x 300 x 45
Enclosure Weight	2kg

TI-002331

FEATURES:

- Sector based programming.
- Each BMS interface is individually programmable with the available dynamic cause and effects rules.
- Standard network version - PCB Only.
- Easily configured via PC Configuration Software.
- 1-year warranty.

BMS/GRAPHICS INTERFACE CARD (FAULT-TOLERANT NETWORK) - BOXED

DESCRIPTION	SPECIFICATION
Supply Voltage Input	18-28V DC
Operating Temperature	-5°C to50°C
Relative Humidity	95% non-condensing(maximum)
PCB Dimensions HxWxDmm	88 x 242 x 18
Weight	65 grams
Indications	On-board LED indicators for heartbeat, network Rx/Tx and RS232Rx/Tx
Supply Current	Standard 48mA (/FT 86mA) at 24vDC
Serial Interface	Isolated RS232 interface for BMS/PC
Fault Input	Monitored volt free clean contact
Enclosure Dimensions H x W x D mm	218 x 300 x 45
Enclosure Weight	2kg

TI-002331-BX

FEATURES:

- Sector based programming.
- Each BMS interface is individually programmable with the available dynamic cause and effects rules.
- Standard network version - Provided with Box/Enclosure.
- Easily configured via PC Configuration Software.
- 1-year warranty.

IPGATEWAY CARD (STANDARD NETWORK) - PCB ONLY

DESCRIPTION	SPECIFICATION
Supply Voltage Input	18-28V DC
Supply Current	48mA(/FT: 86mA) at 24V DC
Enclosure H x W x D mm	IP30: 218x 300x45
Weight	2Kg
Knockouts	4 top, 4 bottom, 4 bottom rear
Temperature range	-5°C to 50°C / 95% humidity (non-condensing)
Serial Interface	Isolated RS 232 interface
Fault Input	Monitor input for power supply fault output
Indications	On-board LED indicators for heartbeat, network transmit/receive, RS232 transmit/receive, LAN Activity, LAN Connectivity, LAN Run7
Ethernet Interface	10Base-T, RJ45

TI-002332

FEATURES:

- Remote access to Intelli-Sense-Net fire network using a standard web browser.
- Password protected.
- Multiple user permissions.
- Standard network version - PCB Only.
- Event notification via email.
- Configurable over the internet.
- No proprietary software required.
- 1-year warranty.

IPGATEWAY CARD (STANDARD NETWORK) - BOXED

DESCRIPTION	SPECIFICATION
Supply Voltage Input	18-28V DC
Supply Current	48mA(/FT: 86mA) at 24V DC
Enclosure H x W x D mm	IP30: 218x 300x45
Weight	2Kg
Knockouts	4 top, 4 bottom, 4 bottom rear
Temperature range	-5°C to 50°C / 95% humidity (non-condensing)
Serial Interface	Isolated RS 232 interface
Fault Input	Monitor input for power supply fault output
Indications	On-board LED indicators for heartbeat, network transmit/receive, RS232 transmit/receive, LAN Activity, LAN Connectivity, LAN Run7
Ethernet Interface	10Base-T, RJ45

TI-002332-BX

FEATURES:

- Remote access to Intelli-Sense-Net fire network using a standard web browser.
- Password protected.
- Multiple user permissions.
- Standard network version - Provided with Box/Enclosure
- Event notification via email.
- Configurable over the internet.
- No proprietary software required.
- 1-year warranty.

IPGATEWAY CARD (FAULT-TOLERANT NETWORK) - PCB ONLY

DESCRIPTION	SPECIFICATION
Supply Voltage Input	18-28V DC
Supply Current	48mA(/FT: 86mA) at 24V DC
Enclosure H x W x D mm	IP30: 218x 300x45
Weight	2Kg
Knockouts	4 top, 4 bottom, 4 bottom rear
Temperature range	-5°C to 50°C / 95% humidity (non-condensing)
Serial Interface	Isolated RS 232 interface
Fault Input	Monitor input for power supply fault output
Indications	On-board LED indicators for heartbeat, network transmit/receive, RS232 transmit/receive, LAN Activity, LAN Connectivity, LAN Run7
Ethernet Interface	10Base-T, RJ45

TI-002333

FEATURES:

- Remote access to Intelli-Sense-Net fire network using a standard web browser.
- Password protected.
- Multiple user permissions.
- Fault-Tolerant network version - PCB Only.
- Event notification via email.
- Configurable over the internet.
- No proprietary software required.
- 1-year warranty.

IPGATEWAY CARD (FAULT-TOLERANT NETWORK) - BOXED

DESCRIPTION	SPECIFICATION
Supply Voltage Input	18-28V DC
Supply Current	48mA(/FT: 86mA) at 24V DC
Enclosure H x W x D mm	IP30: 218x 300x45
Weight	2Kg
Knockouts	4 top, 4 bottom, 4 bottom rear
Temperature range	-5°C to 50°C / 95% humidity (non-condensing)
Serial Interface	Isolated RS 232 interface
Fault Input	Monitor input for power supply fault output
Indications	On-board LED indicators for heartbeat, network transmit/receive, RS232 transmit/receive, LAN Activity, LAN Connectivity, LAN Run7
Ethernet Interface	10Base-T, RJ45

TI-002333-BX

FEATURES:

- Remote access to Intelli-Sense-Net fire network using a standard web browser.
- Password protected.
- Multiple user permissions.
- Fault-Tolerant network version - Provided with Box/Enclosure
- Event notification via email.
- Configurable over the internet.
- No proprietary software required.
- 1-year warranty.

COMMANDER BMS INTERFACE MODULE



TI-002334

DESCRIPTION	SPECIFICATION
Processor	Embedded AMD Low Power CPU
Memory	512MB RAM
Disk Space	4GB Industrial Solid State Hard Drive
Graphics	Not Applicable
Sound Card	Not Applicable
USB Port	Not Applicable
Ethernet	1 x Ethernet Port
Serial Port	2 x Serial port for communication with Intelli-Sense-Net Networks We recommend ordering the RS232 Cable for interconnection to TI-002330-BX or TI-002331-BX.
PS/2 Socket	Not Applicable
Dimensions	45.0mm(H) x 126mm(W) x 82mm(D)
Power Requirements	1 x Terminal Socket for DC Power Input 12vDC - 24vDC +/- 10% (Notsupplied)
Internal Battery	1 x Internal Lithium Battery (Size 1/2AA -3.6v)
Operating Temperature	0 - 50 Deg C

FEATURES:

- BacNet/Modbus Protocol Integration.
- 640 Configurable Object/Tags.
- Windows-based Programming.
- Powerful IP Controller.
- Configurable on a Zone/Point basis per Object for Fire, Fault, Alarm & Isolation.
- Engineer configurable over TCP/IP.
- Supports a single Intelli-Sense network.
- Small & Compact.
- Low Voltage 12vDC - 24vDC.
- Configurable using specialised Cause & Effect.
- 1 year product warranty.

COMMANDER BMS INTERFACE MODULE - CONFIGURED



TI-002335

DESCRIPTION	SPECIFICATION
Processor	Embedded AMD Low Power CPU
Memory	512MB RAM
Disk Space	4GB Industrial Solid State Hard Drive
Graphics	Not Applicable
Sound Card	Not Applicable
USB Port	Not Applicable
Ethernet	1 x Ethernet Port
Serial Port	2 x Serial port for communication with Intelli-Sense-Net Networks We recommend ordering the RS232 Cable for interconnection to TI-002330-BX or TI-002331-BX.
PS/2 Socket	Not Applicable
Dimensions	45.0mm(H) x 126mm(W) x 82mm(D)
Power Requirements	1 x Terminal Socket for DC Power Input 12vDC - 24vDC +/- 10% (Notsupplied)
Internal Battery	1 x Internal Lithium Battery (Size 1/2AA -3.6v)
Operating Temperature	0 - 50 Deg C

FEATURES:

- BacNet/Modbus Protocol Integration.
- 640 Configurable Object/Tags.
- Windows-based Programming.
- Powerful IP Controller.
- Configurable on a Zone/Point basis per Object for Fire, Fault, Alarm & Isolation.
- Engineer configurable over TCP/IP.
- Supports a single Intelli-Sense network.
- Small & Compact.
- Low Voltage 12vDC - 24vDC.
- Configurable using specialised Cause & Effect.
- Comes with in-built configuration of the project.
- 1 year product warranty.

GRAPHIC CONTROL SOFTWARE (STANDARD VERSION) -UP TO 3 NETWORK NODES

TI-002336

DESCRIPTION	SPECIFICATION
Processor	Intel Pentium i5 or higher (32 bit and 64 bit OS supported)
Recommended Operating Systems	Windows 7 or 10 Pro 32/64 bit
Memory	Memory 4Gb RAM (Minimum Recommended)
Disk Space	250Gb Hard Drive (Minimum Recommended)
Graphics	XGA Graphics Accelerator supporting a minimum 1024 x 768 resolution
Sound Card	Minimum 17" and support a screen resolution of 1024 x 768
Monitor	Minimum 17" and support a screen resolution of 1024 x 768
USB Port	Required if using a USB port software dongle - Confirm at time order is placed for software
Printer	Optional
Serial Port	1 x Serial port for communications with Graphics Interface. (Additional serial ports may be necessary if connectivity to other services are required)
CD ROM Drive	Required for software installation
Backup Device	Recommended
Warranty	A PC with on-site warranty support is recommended
Options	Touch-Screen Monitor (Minimum Specification suggested): - 17" supporting a screen resolution of at least 1024 x 768 - Any resolution above 1024 x 768 can be supported however, Graphical bitmaps must be created in the appropriate format for the resolution selected. - If monitors are to be used in a Portrait manner a horizontal screen resolution of at least 950 pixels must be available. - 1 x Additional Serial / USB port for communications with Touch Screen Controller

FEATURES:

- Standard 'Windows' based PC application.
- Intelli-Sense-NeT Network Compatible.
- Windows providing Graphics, Text, or Event List.
- User-friendly Configuration.
- Event and Alarm History.
- Zoom Graphic/Symbol Control.
- Supports up to 3 Network Nodes.

GRAPHIC CONTROL SOFTWARE (STANDARD VERSION) -UP TO 15 NETWORK NODES

DESCRIPTION	SPECIFICATION
Processor	Intel Pentium i5 or higher (32 bit and 64 bit OS supported)
Recommended Operating Systems	Windows 7 or 10 Pro 32/64 bit
Memory	Memory 4Gb RAM (Minimum Recommended)
Disk Space	250Gb Hard Drive (Minimum Recommended)
Graphics	XGA Graphics Accelerator supporting a minimum 1024 x 768 resolution
Sound Card	Minimum 17" and support a screen resolution of 1024 x 768
Monitor	Minimum 17" and support a screen resolution of 1024 x 768
USB Port	Required if using a USB port software dongle - Confirm at time order is placed for software
Printer	Optional
Serial Port	1 x Serial port for communications with Graphics Interface. (Additional serial ports may be necessary if connectivity to other services are required)
CD ROM Drive	Required for software installation
Backup Device	Recommended
Warranty	A PC with on-site warranty support is recommended
Options	<p>Touch-Screen Monitor (Minimum Specification suggested):</p> <ul style="list-style-type: none"> - 17" supporting a screen resolution of at least 1024 x 768 - Any resolution above 1024 x 768 can be supported however, Graphical bitmaps must be created in the appropriate format for the resolution selected. - If monitors are to be used in a Portrait manner a horizontal screen resolution of at least 950 pixels must be available. - 1 x Additional Serial / USB port for communications with Touch Screen Controller

TI-002337

FEATURES:

- Standard 'Windows' based PC application.
- Intelli-Sense-NeT Network Compatible.
- Windows providing Graphics, Text, or Event List.
- User-friendly Configuration.
- Event and Alarm History.
- Zoom Graphic/Symbol Control.
- Supports up to 15 Network Nodes .

GRAPHIC CONTROL SOFTWARE (PREMIUM VERSION) -UP TO 15 NETWORK NODES

TI-002338

DESCRIPTION	SPECIFICATION
Processor	Intel Pentium i5 or higher (32 bit and 64 bit OS supported)
Recommended Operating Systems	Windows 7 or 10 Pro 32/64 bit
Memory	Memory 4Gb RAM (Minimum Recommended)
Disk Space	250Gb Hard Drive (Minimum Recommended)
Graphics	XGA Graphics Accelerator supporting a minimum 1024 x 768 resolution
Sound Card	Minimum 17" and support a screen resolution of 1024 x 768
Monitor	Minimum 17" and support a screen resolution of 1024 x 768
USB Port	Required if using a USB port software dongle - Confirm at time order is placed for software
Printer	Optional
Serial Port	1 x Serial port for communications with Graphics Interface. (Additional serial ports may be necessary if connectivity to other services are required)
CD ROM Drive	Required for software installation
Backup Device	Recommended
Warranty	A PC with on-site warranty support is recommended
Options	Touch-Screen Monitor (Minimum Specification suggested): - 17" supporting a screen resolution of at least 1024 x 768 - Any resolution above 1024 x 768 can be supported however, Graphical bitmaps must be created in the appropriate format for the resolution selected. - If monitors are to be used in a Portrait manner a horizontal screen resolution of at least 950 pixels must be available. - 1 x Additional Serial / USB port for communications with Touch Screen Controller

FEATURES:

- Standard 'Windows' based PC application.
- Intelli-Sense-NeT Network Compatible.
- Windows providing Graphics, Text, or Event List.
- User-friendly Configuration.
- Event and Alarm History.
- Zoom Graphic/Symbol Control.
- Supports up to 3 Network Nodes.
- Allows to send SMS and E-mails by adding an hardware component and licence key upgrade.
- Premium Version of Graphic Software also allows to Add: Groups, Slaves, Event Printer, Service and History mode.

GRAPHIC CONTROL SOFTWARE (STANDARD VERSION) -UP TO 200 NETWORK NODES

DESCRIPTION	SPECIFICATION
Processor	Intel Pentium i5 or higher (32 bit and 64 bit OS supported)
Recommended Operating Systems	Windows 7 or 10 Pro 32/64 bit
Memory	Memory 4Gb RAM (Minimum Recommended)
Disk Space	250Gb Hard Drive (Minimum Recommended)
Graphics	XGA Graphics Accelerator supporting a minimum 1024 x 768 resolution
Sound Card	Minimum 17" and support a screen resolution of 1024 x 768
Monitor	Minimum 17" and support a screen resolution of 1024 x 768
USB Port	Required if using a USB port software dongle - Confirm at time order is placed for software
Printer	Optional
Serial Port	1 x Serial port for communications with Graphics Interface. (Additional serial ports may be necessary if connectivity to other services are required)
CD ROM Drive	Required for software installation
Backup Device	Recommended
Warranty	A PC with on-site warranty support is recommended
Options	Touch-Screen Monitor (Minimum Specification suggested): - 17" supporting a screen resolution of at least 1024 x 768 - Any resolution above 1024 x 768 can be supported however, Graphical bitmaps must be created in the appropriate format for the resolution selected. - If monitors are to be used in a Portrait manner a horizontal screen resolution of at least 950 pixels must be available. - 1 x Additional Serial / USB port for communications with Touch Screen Controller

TI-002339

FEATURES:

- Standard 'Windows' based PC application.
- Intelli-Sense-NeT Network Compatible.
- Windows providing Graphics, Text, or Event List.
- User-friendly Configuration.
- Event and Alarm History.
- Zoom Graphic/Symbol Control.
- Supports up to 200 Network Nodes .

GRAPHIC CONTROL SOFTWARE (PREMIUM VERSION) -UP TO 200 NETWORK NODES

TI-002340

DESCRIPTION	SPECIFICATION
Processor	Intel Pentium i5 or higher (32 bit and 64 bit OS supported)
Recommended Operating Systems	Windows 7 or 10 Pro 32/64 bit
Memory	Memory 4Gb RAM (Minimum Recommended)
Disk Space	250Gb Hard Drive (Minimum Recommended)
Graphics	XGA Graphics Accelerator supporting a minimum 1024 x 768 resolution
Sound Card	Minimum 17" and support a screen resolution of 1024 x 768
Monitor	Minimum 17" and support a screen resolution of 1024 x 768
USB Port	Required if using a USB port software dongle - Confirm at time order is placed for software
Printer	Optional
Serial Port	1 x Serial port for communications with Graphics Interface. (Additional serial ports may be necessary if connectivity to other services are required)
CD ROM Drive	Required for software installation
Backup Device	Recommended
Warranty	A PC with on-site warranty support is recommended
Options	<p>Touch-Screen Monitor (Minimum Specification suggested):</p> <ul style="list-style-type: none"> - 17" supporting a screen resolution of at least 1024 x 768 - Any resolution above 1024 x 768 can be supported however, Graphical bitmaps must be created in the appropriate format for the resolution selected. - If monitors are to be used in a Portrait manner a horizontal screen resolution of at least 950 pixels must be available. - 1 x Additional Serial / USB port for communications with Touch Screen Controller

FEATURES:

- Standard 'Windows' based PC application.
- Intelli-Sense-NeT Network Compatible.
- Windows providing Graphics, Text, or Event List.
- User-friendly Configuration.
- Event and Alarm History.
- Zoom Graphic/Symbol Control.
- Supports up to 200 Network Nodes .
- Allows to send SMS and E-mails by adding an hardware component and licence key upgrade.
- Premium Version of Graphic Software also allows to Add: Groups, Slaves, Event Printer, Service and History mode.

THE ADDRESSABLE SYSTEM IS AVAILABLE IN THREE CONFIGURATIONS

INTELLI-SENSE WIRED ADDRESSABLE ALARM SYSTEM

WAVE-SENSE WIRELESS ADDRESSABLE ALARM SYSTEMS

HYBRID ADDRESSABLE ALARM SYSTEMS

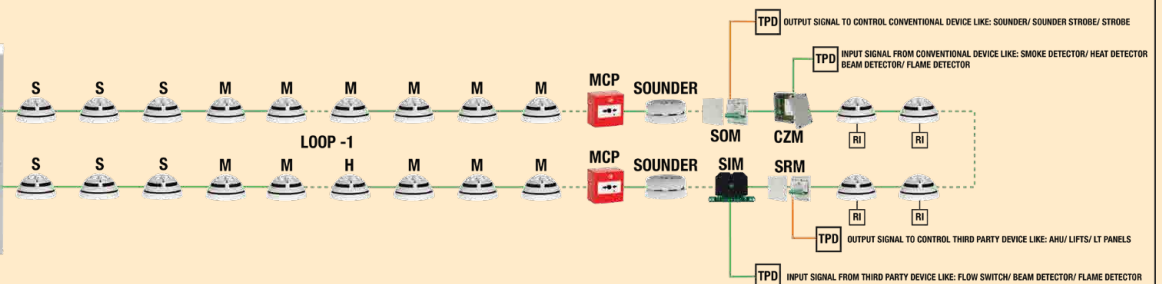
INTELLI-SENSE

WIRED ADDRESSABLE ALARM SYSTEM

In this configuration the field devices are wired onto the Intelli-Sense control panel via an addressable loop.

Each device is electronically coded with a unique identification or 'address' through which the panel identifies the device.

It is an extremely cost effective fire alarm solution.



S - SMOKE DETECTOR
M - MULTI-SENSE DETECTOR
H - HEAT DETECTOR
MCP - MANUAL CALL POINT
SIM - SUPERVISED INPUT MODULE
SOM - SUPERVISED OUTPUT MODULE
SRM - SUPERVISED RELAY MODULE
CZM - CONVENTIONAL ZONE MODULE

INTELLI-SENSE - ADDRESSABLE WIRED FIRE ALARM SYSTEM - TYPICAL SCHEMATIC

ADVANTAGES OF INTELLI-SENSE


Ideal alarm system for small set-ups.

Identifies the zone in which the fire incidence has occurred.

A technological advantage over standalone detectors.

Detection devices are designed to detect actual fire instances only, decreasing the chances of false alarms.

One of the most cost effective alarm solution.



INTELLI-SENSE

Wired Addressable Field Devices

INTELLIGENT OPTICAL SMOKE DETECTOR WITH ISOLATOR

Ceasefire's optical detectors are based on a fully digital protocol and are highly reliable. These devices detect smoke by employing the laws of optics. Using Tyndall effect or the light scattering effect the detectors continuously monitor the protected area.

These detectors come equipped with an in-built bi-directional isolator that protects it against wiring faults and also enables auto addressing on compatible control panels.



TI-002211

DESCRIPTION	SPECIFICATION
Number of Sensitivity Levels	4
Sensitivity Levels	Level 1 : 2.0%/m Level 2 : 2.7%/m Level 3 : 3.3%/m Level 4 : 4.0%/m"
Operating Voltage	15-40V DC
Standby Current Consumption at 24V	85µA @ 24V DC
Remote Output Max Current	20mA
Ambient Temperature	-10°C to +55°C
Relative Humidity	95% (non condensing)
Dimensions (Diameter x Height)	110mm (Ø) x 60mm (depth)
Standard	EN 54-7; EN 54-17
Certification/Approval Authority	LPCB
LED Indicator	Bi-coloured LED indicator with 360° visibility
Output for Response Indicator/Remote Indicator	Yes
Short Circuit/Fault Isolator	Built-in dual isolator
Protection Class	IP40
Mode of Addressing	Electronically Addressed
Product Warranty	1 Year Warranty

FEATURES:

- Multiple approved sensitivity levels
- Works on fully digital protocol
- Dual Bi-colour LED's – 360° cone of visibility, red colour for alarm and blinking green colour for normal operative state.
- Bi-Directional Isolator to prevent cable faults
- Auto-Addressing capable or can be programmed using programming tool
- DRC© dust restrict chamber technology offers high immunity to air borne contaminants
- Standards & Approvals: EN 54-7, EN 54-17

INTELLIGENT OPTICAL SMOKE DETECTOR WITHOUT ISOLATOR

Ceasefire's optical detectors detect smoke particles in the area protected using the phenomenon of Tyndall effect or the light scattering effect. While these detectors catch early signals of fires by detecting traces of smoke in the sample air they also ensures there are minimum false alarms.

DESCRIPTION	SPECIFICATION
Number of Sensitivity Levels	4
Sensitivity Levels	Level 1 : 2.0%/m Level 2 : 2.7%/m Level 3 : 3.3%/m Level 4 : 4.0%/m"
Operating Voltage	15-40V DC
Standby Current Consumption at 24V	85µA @ 24V DC
Remote Output Max Current	20mA
Ambient Temperature	-10°C to +55°C
Relative Humidity	95% (non condensing)
Dimensions (Diameter x Height)	110mm (Ø) x 60mm (depth)
Standard	EN 54-7
Certification/Approval Authority	LPCB
LED Indicator	Bi-coloured LED indicator with 360° visibility
Output for Response Indicator/ Remote Indicator	Yes
Protection Class	IP40
Mode of Addressing	Electronically Addressed
Product Warranty	1 Year Warranty



TI-002212

FEATURES:

- Multiple approved sensitivity levels
- Works on fully digital protocol
- Dual red LED's - 360o cone of visibility, blinking red indicates the normal operative state, while the continuous red indicates the alarm condition.
- Auto-Addressing capable or can be programmed using programming tool
- DRC© dust restrict chamber technology offers high immunity to air borne contaminants
- Standards & Approvals: EN 54-7

INTELLIGENT MULTI CRITERIA DETECTOR WITH ISOLATOR

Ceasefire Multi-criteria Detectors detect smoke using the principle of Tyndall effect and also keep a check on the environmental temperature via a centrally placed NTC thermistor. The combined data of optical and thermal sensors provide the earliest warning of fire with high levels of accuracy thereby reducing false alarms.

The detectors have an in-built bi-directional isolator guards against wiring faults and allows auto addressing on compatible control panels.



TI-002213

DESCRIPTION	SPECIFICATION
Number of Sensitivity Levels	4
Modes of Operation	9
Sensitivity Levels	Level 1 : 2.0%/m Level 2 : 2.7%/m Level 3 : 3.3%/m Level 4 : 4.0%/m
Alarm Temperature	58°C (Class A1R)
Operating Voltage	15-40V DC
Standby Current Consumption at 24V	85µA @ 24V DC
Remote Output Max Current	20mA
Ambient Temperature	-10°C to +55°C
Relative Humidity	95% (non condensing)
Dimensions (Diameter x Height)	110mm (Ø) x 60mm (depth)
Standard	EN 54-7; EN 54-5; EN 54-17
Certification/Approval Authority	LPCB
LED Indicator	Bi-coloured LED indicator with 360° visibility.
Output for Response Indicator/Remote Indicator	Yes
Short Circuit/Fault Isolator	Built-in dual isolator
Protection Class	IP40
Mode of Addressing	Electronically Addressed
Product Warranty	1 Year Warranty

FEATURES:

- Nine modes of operation
- Utilises fully digital protocol with high noise rejection
- Dual bi-colour LEDs providing 360deg cone of visibility
- Dust Restrict Chamber (DRC) technology offering good immunity to airborne contaminants
- Open style mounting base offers easy wiring and low pressure locking
- Programmable using the Device Programming Tool
- Magnet test capability
- 1 year product warranty

INTELLIGENT MULTI CRITERIA DETECTOR WITHOUT ISOLATOR

Ceasefire's Multi-criteria Detectors detect fire by catching smoke particles using the principle of Tyndall effect. The detector has a centrally placed NTC thermistor that keeps a check on the environmental temperature as well.

The optical and thermal sensors work in tandem with each other and provide the earliest warning of fire with high levels of accuracy thereby reducing false alarms.

DESCRIPTION	SPECIFICATION
Number of Sensitivity Levels	4
Modes of Operation	9
Sensitivity Levels	Level 1 : 2.0%/m Level 2 : 2.7%/m Level 3 : 3.3%/m Level 4 : 4.0%/m
Alarm Temperature	58°C (Class A1R)
Operating Voltage	15-40V DC
Standby Current Consumption at 24V	85µA @ 24V DC
Remote Output Max Current	20mA
Ambient Temperature	-10°C to +55°C
Relative Humidity	95% (non condensing)
Dimensions (Diameter x Height)	110mm (Ø) x 60mm (depth)
Standard	EN 54-7; EN 54-5
Certification/Approval Authority	LPCB
LED Indicator	Bi-coloured LED indicator with 360° visibility.
Output for Response Indicator/ Remote Indicator	Yes
Protection Class	IP40
Mode of Addressing	Electronically Addressed
Product Warranty	1 Year Warranty



TI-002214

FEATURES:

- Nine modes of operation
- Utilises fully digital protocol with high noise rejection
- Dual bi-colour LEDs providing 360deg cone of visibility
- Dust Restrict Chamber (DRC) technology offering good immunity to airborne contaminants
- Open style mounting base offers easy wiring and low pressure locking
- Programmable using the Device Programming Tool
- 1 year product warranty

INTELLIGENT CLASS-P HEAT DETECTOR WITH ISOLATOR

Ceasefire's Intelligent Thermal Detectors monitor the environmental temperature with low thermal inertia. These devices operate either as an Class A1R (60oC fixed alarm or 14oC RoR) or Class BS (78oC fixed alarm, no RoR) detector.

The user can select the temperature point at which they want the device to operate. The detectors also have a bi-directional isolator is fitted that guards against wiring faults and enables auto addressing on compatible control panels.



TI-002215

DESCRIPTION	SPECIFICATION
Alarm Temperature	58°C (Class A1R) 78°C (Class BS)
Operating Voltage	15-40V DC
Standby Current Consumption at 24V	85µA @ 24V DC
Remote Output Max Current	20mA
Ambient Temperature	-10°C to +55°C
Relative Humidity	95% (non condensing)
Dimensions (Diameter x Height)	To be specified
Standard	EN 54-5; EN 54-17
Certification/Approval Authority	LPCB
LED Indicator	Bi-coloured LED indicator with 360° visibility.
Output for Response Indicator/Remote Indicator	Yes
Short Circuit/Fault Isolator	Built-in dual isolator
Protection Class	IP40
Mode of Addressing	Electronically Addressed
Product Warranty	1 Year Warranty

FEATURES:

- Multiple modes of operation
- Auto addressing capability on compatible fire control panels
- Bi-directional isolator to protect against cable faults
- Utilises fully digital protocol with high noise rejection
- Dual bi-colour LEDs providing 360deg cone of visibility
- Open style mounting base offers easy wiring and low pressure locking
- Programmable using the Device Programming Tool
- Magnet test capability
- 1 year product warranty

INTELLIGENT CLASS-P HEAT DETECTOR WITHOUT ISOLATOR

Ceasefire's Intelligent Thermal Detectors detect fire by sensing the change in the environmental temperature with low thermal inertia. These devices operate either as an Class A1R (60oC fixed alarm or 14oC RoR) or Class BS (78oC fixed alarm, no RoR) detectors. The user can select the temperature point at which they want the device to operate.

DESCRIPTION	SPECIFICATION
Alarm Temperature	58°C (Class A1R) 78°C (Class BS)
Operating Voltage	15-40V DC
Standby Current Consumption at 24V	85µA @ 24V DC
Remote Output Max Current	20mA
Ambient Temperature	-10°C to +55°C
Relative Humidity	95% (non condensing)
Dimensions (Diameter x Height)	To be specified
Standard	EN 54-5
Certification/Approval Authority	LPCB
LED Indicator	Bi-coloured LED indicator with 360° visibility.
Output for Response Indicator/ Remote Indicator	Yes
Protection Class	IP40
Mode of Addressing	Electronically Addressed
Product Warranty	1 Year Warranty



TI-002216

FEATURES:

- Multiple fully approved sensitivity settings
- Utilises fully digital protocol with high noise rejection
- Dual alarm LEDs providing 360deg cone of visibility
- Open style mounting base offers easy wiring and low pressure locking
- Programmable using the Device Programming Tool
- 1 year product warranty

ADDRESSABLE MANUAL CALL POINT

Ceasefire's Intelligent Addressable Manual Call Points raise a manual alarm via push of a button or breaking the glass. The devices have a visual LED indicator to confirm communication polling and alarm activation.

Manual Call Points are equipped with a bi-directional short circuit isolators that guards against any fault in the wiring.



TI-002226

DESCRIPTION	SPECIFICATION
Operation/Activation By	Push Button
Action for Operation	Single Action
Operating Voltage	15-40V DC
Standby Current Consumption	35µA @ 24V DC
Ambient Temperature	-10°C to +55°C
Relative Humidity	93% (non condensing)
Dimensions (Diameter x Height x Depth)	88 x 87 x 61 mm (Surface Mount)
Standard	EN 54-11; EN 54-17
Certification/Approval Authority	LPCB
LED Indicator	Bi-coloured LED
Short Circuit/Fault Isolator	Built-in short-circuit isolator
Protection Class	IP42
Mode of Addressing	Electronically Addressed
Product Warranty	1 Year Warranty

FEATURES:

- Full panel back compatibility
- Employs fully digital communication protocol
- Built-in short circuit isolator
- High visibility of the alarm condition through LED indication
- Resettable operating element
- Cable entry dimple for drilling
- Waterproof variant available
- Optional protective cover
- Multiple colours variants available (yellow, white, green, blue)*
- 1 years product warranty

SOUNDER INTERFACE MODULE

Ceasefire's Intelligent Sounder Interface Modules are specially designed modules that enable a conventional sounder or sounder beacon to be directly installed onto Ceasefire's Digital Protocol/ intelligent loop. Once installed on to a compatible loop the alarming devices (sounder / beacon) become fully addressable and come under the purview of intelligent control and monitoring functionality.

DESCRIPTION	SPECIFICATION
Compatibility	With Pro-Sense Sounders/ Sounder Beacon TI-002272 TI-002273
Operating Voltage	18-40V DC
Alarm Current Consumption	5-8mA @ 24V DC (with TI-002272 at High Volume) 12-25mA @ 24V DC (with TI-002273 at High Volume)
Ambient Temperature	-25°C to +70°C
Relative Humidity	85% (non condensing)
Dimensions (Width x Height x Depth)	82mm x 52mm x 20mm (ex-fixing)
Standard	EN 54-17; EN 54-18
Certification/Approval Authority	LPCB
LED Indicator	Bi-colour LED
Short Circuit/Fault Isolator	Built-in short-circuit isolator
Protection Class	IP 65
Mode of Addressing	Electronically Addressed
Product Warranty	1 Year Warranty



TI-002260

FEATURES:

- Flexible Modular Design
- Approved by LPCB to EN 54-17 and EN 54-18
- Built in short circuit loop isolation
- Intelligent two stage alarm capability
- Fits CFX-Plus modular wall sounders and Sounder Beacons
- Easy to install
- Manual and Auto addressing options
- Optional Microphone self test facility
- Auto and Manual address options

INTELLIGENT INPUT MODULES

Ceasefire's Input Modules are an ideal solution to monitor Potential Free Relay outputs of any third party device like Sprinkler Flow Switch, Pressure Switch, Standalone Devices like Aspiration Detectors etc.



TI-002221

DESCRIPTION	SPECIFICATION
Number of Monitored Input Circuit	1
Operating Voltage	15-40V DC
Standby Current Consumption	120µA @ 24V DC
Alarm Current Consumption	6mA @ 24V DC
Ambient Temperature	-10°C to +55°C
Relative Humidity	95% (non condensing)
Dimensions (Width x Height x Depth)	86.5mm x 86.5mm x 24mm
Standard	EN 54-17; EN 54-18
Certification/Approval Authority	BSI
LED Indicator	Bi-colour LED
Short Circuit/Fault Isolator	Built-in short-circuit isolator
Protection Class	IP 65
Mode of Addressing	Electronically Addressed
Product Warranty	1 Year Warranty

FEATURES:

- Employs the highly reliable fully digital communication protocol
- Integrated short circuit isolators to protect and maintain operation
- Loop powered with very low current consumption
- Robust proven design offering operation over a wide temperature range
- Single monitored input circuit
- Alternate mechanical variants available to satisfy different applications
- 1 year product warranty
- Fits to BS Back Box

INTELLIGENT SINGLE SUPERVISED OUTPUT MODULE

Ceasefire's Output Modules provide supervised voltaic output signal to third party devices like conventional sounders, sirens, fire shutters etc.. It is based on fully digital communication protocol.

DESCRIPTION	SPECIFICATION
Number of Supervised Output	1
Operating Voltage	15-40V DC
Standby Current Consumption	200µA @ 24V DC
Alarm Current Consumption	6mA @ 24V DC
Maximum Output Rating	2A @ 30V DC
Ambient Temperature	-10°C to +55°C
Relative Humidity	95% (non condensing)
Dimensions (Width x Height x Depth)	86.5mm x 86.5mm x 24mm
Standard	EN 54-17; EN 54-18
Certification/Approval Authority	BSI
LED Indicator	Bi-colour LED
Short Circuit/Fault Isolator	Built-in short-circuit isolator
Protection Class	IP 65
Mode of Addressing	Electronically Addressed
Product Warranty	1 Year Warranty



TI-002219

FEATURES:

- Employs the highly reliable fully digital communication protocol
- Approved by BSI to EN 54-17 and EN 54-18
- Integrated short circuit isolators to protect and maintain operation
- Loop powered with very low current consumption
- Robust proven design offering operation over a wide temperature range
- Single monitored output circuit plus provision for external power input switching
- Alternate mechanical variants available to satisfy different applications
- Bi-colour LEDs show local status
- Fast fit plug-in cable connections
- Fits to single gang (deep) back box
- 1 year product warranty

INTELLIGENT RELAY MODULE

Ceasefire's Relay Modules provide potential free relay outputs to third party devices like AHU, Fans, Lifts, Electrical Panels for tripping/shutdown. It utilizes the fully digital communication protocol.



TI-002220

DESCRIPTION	SPECIFICATION
Number of Relay Output	1
Operating Voltage	15-40V DC
Standby Current Consumption	200µA @ 24V DC
Alarm Current Consumption	6mA @ 24V DC
Maximum Output Rating	2A @ 30V DC
Ambient Temperature	-10°C to +55°C
Relative Humidity	95% (non condensing)
Dimensions (Width x Height x Depth)	86.5mm x 86.5mm x 24mm
Standard	EN 54-17; EN 54-18
Certification/Approval Authority	BSI
LED Indicator	Bi-colour LED
Short Circuit/Fault Isolator	Built-in short-circuit isolator
Protection Class	IP 65
Mode of Addressing	Electronically Addressed
Product Warranty	1 Year Warranty

FEATURES:

- Employs the highly reliable fully digital communication protocol
- Approved by BSI to EN 54-17 and EN 54-18
- Integrated short circuit isolators to protect and maintain operation
- Loop powered with very low current consumption
- Robust proven design offering operation over a wide temperature range
- Relay switched via volt free changeover contacts
- Alternate mechanical variants available to satisfy different applications
- Bi-colour LEDs show local status
- Fast fit plug-in cable connections
- Fits to single gang (deep) back box
- 1 year product warranty

INTELLIGENT ADDRESSABLE SOUNDER BASE

Ceasefire's Intelligent Addressable Sounder Base units are an aesthetically pleasing and cost effective alternative to traditional wall mounted sounder units.

DESCRIPTION	SPECIFICATION
Maximum Sound Output at 24 V DC	94 dB @ 1M
Number of Selectable Tones	32
Tone Frequency Range	440 Hz to 2900 Hz
Operating Voltage	15-32V DC
Standby Current Consumption	70µA @ 24V DC
Alarm(Activated) Current Consumption	4mA - 7mA @ 24V DC
Ambient Temperature	-10°C to +55°C
Relative Humidity	95% (non condensing)
Dimensions (Diameter x Depth)	116mm (Ø) x 42mm (depth)
Standard	EN 54-3
Certification/Approval Authority	LPCB
Protection Class	IP21
Product Warranty	1 Year Warranty



TI-00232

FEATURES:

- Employs fully digital communication protocol
- Built in loop isolators
- Fully Intelligent
- Selection of 32 tones*
- Synchronised sounder
- Adjustable volume output
- Auto-addressable via compatible panels
- Programmable via the Device Programming tool
- 1 year product warranty
- Includes device identification tab

INTELLIGENT ADDRESSABLE SOUNDER & BEACON BASE

Ceasefire's Wireless Sounder Base with Beacons are aesthetically pleasing and cost effective devices that detect a fire threat and sound an alert by itself.



TI-002233

DESCRIPTION	SPECIFICATION
Maximum Sound Output at 24 V DC	94 dB @ 1M
Number of Selectable Tones	32
Tone Frequency Range	440 Hz to 2900 Hz
Flash Frequency	1 Hz
Operating Voltage	15-32V DC
Standby Current Consumption	70µA @ 24V DC
Alarm(Activated) Current Consumption	5mA - 8mA @ 24V DC
Ambient Temperature	-10°C to +55°C
Relative Humidity	95% (non condensing)
Dimensions (Diameter x Depth)	141.4mm (Ø) x 66mm (depth)
Standard	EN 54-3
Certification/Approval Authority	LPCB
Protection Class	IP21
Product Warranty	1 Year Warranty

FEATURES:

- Employs the highly reliable fully digital communication protocol
- Approved by BSI to EN 54-17 and EN 54-18
- Integrated short circuit isolators to protect and maintain operation
- Loop powered with very low current consumption
- Robust proven design offering operation over a wide temperature range
- Relay switched via volt free changeover contacts
- Alternate mechanical variants available to satisfy different applications
- Bi-colour LEDs show local status
- Fast fit plug-in cable connections
- Fits to single gang (deep) back box
- 1 year product warranty

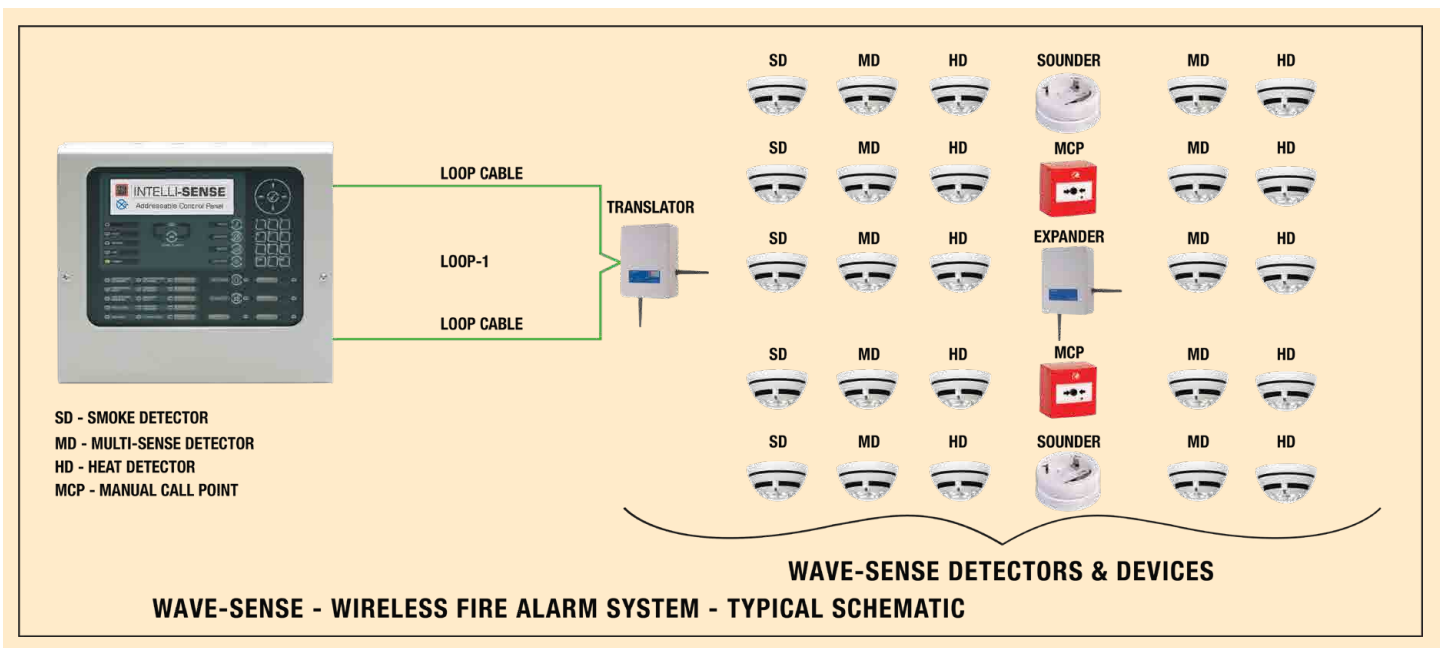
WAVE-SENSE

WIRELESS ADDRESSABLE ALARM SYSTEMS

Many-a-times there are premises where hard-wired system is not a feasible option. A wireless alarm system is a perfect alarm solution for such premises.

In this system the control panel interacts with the field devices over a wireless network.

In this configuration the system requires minimal wiring to connect the translator modules with control panel and makes the rest of the system wireless" making it an easy to install option and does not interfere with the work flow of the pemises ensuring a zero down-time in installation.



ADVANTAGES OF WIRELESS ADDRESSABLE ALARM SYSTEM

Being a wireless system Wave-Sense is a retrofittable alarm solution.

It ensure minimal downtime during installation.

Installation of the system does not require any structural changes.

Being a wireless system it is easy to relocate.

WAVE-SENSE

Field Devices

WIRELESS TRANSLATOR MODULE (STATIC)

The Translator Modules are the core components of the Ceasefire's intelligent hybrid (Wired & Wireless) fire detection and alarm systems. When connected on to fully digital loop protocol, the unit is capable of connecting up to 32 fully intelligent wireless field devices with the fire alarm control panel.

DESCRIPTION	SPECIFICATION
Number of data communication channels	7 Bi-Directional Channels
Number of devices can be administered/ connected	32 Detectors, Manual Call Points, Modules, Sounders.
Operating Frequency Channels	7
Maximum Radiated Power	≤5 dBm (3mW)
Status LED Indication	LED Indicator for Communication LED Indicator for Fault LED Indicator for Battery Replacement
Short Circuit/Fault Isolator	Built-in dual isolator
Operating Voltage	18V DC - 40V DC
Current Consumption from loop	20mA (@ 24V DC)
Operating Frequency Range	865 MHz
Radio/Wireless Transmission Range with Expander Module	Max. 250M (In Open Space)
Radio/Wireless Transmission Range with Wireless Field Devices	Max. 150M (In Open Space)
Radio signal's modulation type	FSK
Ambient Temperature	-10°C to +50°C
Relative Humidity	95% (non condensing)
Dimensions (Width x Height x Depth)	120mm x 160mm x 51mm
Standard	EN 54-17; EN 54-18; EN 54-25
Certification/Approval Authority	IMQ
Protection Class	IP 65
Product Warranty	1 Year Warranty



TI-002280

FEATURES:

- Addressable Loop Powered
- Proven Wireless Technology
- Designed and tested as per EN 54-17, EN 54-18, & EN 54-25, certified by IMQ
- Bi-directional wireless communication
- IP protection for challenging environments
- Compatible with up to 7 expander modules
- Low current consumption
- Supports full device intelligence
- Site programmable
- 1 Year product warranty

WIRELESS EXPANDER MODULE

Ceasefire's Expander Modules increase the range of the radio communication by relaying the wireless communication to the expanders or directly to wireless field devices.



DESCRIPTION	SPECIFICATION
Number of data communication channels	7 Bi-Directional Channels
Number of devices can be administered/ connected	32 Detectors, Manual Call Points, Modules, Sounders
Operating Voltage	9Vdc - 30Vdc
Operating Frequency Channels	7
Maximum Radiated Power	≤5 dBm (3mW)
Current Consumption at 24V DC	15mA (@24Vdc)
Operating Frequency Range	865 MHz
Radio/Wireless Transmission Range with Expander Module	Max. 250M (In Open Space)
Radio/Wireless Transmission Range with Wireless Field Devices	Max. 150M (In Open Space)
Ambient Temperature	-10°C to +55°C
Relative Humidity	95% (non condensing)
Dimensions (Width x Height x Depth)	120mm x 160mm x 51mm
Standard	EN 54-18; EN 54-25
Certification/Approval Authority	IMQ
Protection Class	IP51
Product Warranty	1 Year Warranty

FEATURES:

- Compatible with Wave-Sense static and conventional translators
- Designed and tested as per EN 54-18, & EN 54-25, certified by IMQ
- Bi-directional wireless communication
- IP protection for challenging environments
- Low current consumption
- Supports full device intelligence
- Capability for 32 wireless field devices per expander
- Proven wireless technology
- 1 Year product warranty

WIRELESS OPTICAL SMOKE DETECTOR

Ceasefire Wireless Optical Smoke Detectors sense fire by detecting smoke particles in air and communicate with the fire alarm panels using adaptive radio signal processing algorithms ensuring highest levels of safety and reliability.

DESCRIPTION	SPECIFICATION
Number of Sensitivity Levels	3
Sensitivity Levels	Level 1 : High (-2.0%/m) Level 2 : Normal (-2.5%/m) Level 3 : Low (-3.0%/m)
Operating Frequency Range	865 MHz
Operating Frequency Channels	7
Maximum Radiated Power	≤14 dBm (25mW)
Battery Type	Main Battery - Lithium Battery CR123A 3V DC (1.2 Ahr) Secondary Battery - Lithium Battery CR123A 3V DC (1.2 Ahr)
Battery Lifespan	Maximum 5 Years (Main Battery) Max. 2 Months (Secondary Battery)
Radio/Wireless Transmission Range	Max. 200M (In Open Space)
Ambient Temperature	-10°C to +55°C (no icing)
Relative Humidity	95% (non condensing)
Dimensions	110mm (Ø) x 70mm (depth)
Standard	EN 54-7; EN 54-25
Certification/Approval Authority	IMQ
LED Indicator	Bi-coloured LED indicator with 360° visibility.
Protection Class	IP40
Mode of Addressing	Electronically Addressed
Product Warranty	1 Year Warranty



TI-002277

FEATURES:

- Advanced dual path optical chamber design
- Internal algorithm processing optimises performance
- Designed and tested as per EN 54-7 & EN 54-25, certified by IMQ
- 5 Year battery life (in ideal operating condition)
- Utilises standard low cost lithium battery technology
- Compatible with all Wave-Sense translators and Expanders
- Colour options available
- 1 year product warranty
- Device identification tab
- Dual angle scattering analysis
- Fast test feature for engineer testing

WIRELESS MULTI-CRITERIA DETECTOR

Ceasefire's Wireless Multi Criteria detectors are fully intelligent detectors, compatible with all Translator and Expander Modules. The detector combines both smoke detection and thermal detection technologies which can be used either separately or as a combined heat-smoke detector.



TI-002278

DESCRIPTION	SPECIFICATION
Number of Sensitivity Levels	3
Sensitivity Levels	Level 1 : High (-2.0%/m) Level 2 : Normal (-2.5%/m) Level 3 : Low (-3.0%/m)
Alarm Temperature	58°C (Class A1R) 78°C (Class BS)
Operating Frequency Range	865 MHz
Operating Frequency Channels	Multiple
Maximum Radiated Power	≤14 dBm (25mW)
Battery Type	Main Battery - Lithium Battery CR123A 3V DC (1.2 Ahr) Secondary Battery - Lithium Battery CR123A 3V DC (1.2 Ahr)
Battery Lifespan	Maximum 5 Years (Main Battery) Max. 2 Months (Secondary Battery)
Radio/Wireless Transmission Range	Max. 200M (In Open Space)
Ambient Temperature	-10°C to +55°C (no icing)
Relative Humidity	95% (non condensing)
Dimensions	110mm (Ø) x 70mm (depth)
Standard	EN 54-5; EN 54-7; EN 54-25, EN 54-29
Certification/Approval Authority	IMQ
LED Indicator	Bi-coloured LED indicator with 360° visibility.
Protection Class	IP40
Mode of Addressing	Electronically Addressed
Product Warranty	1 Year Warranty

FEATURES:

- Advanced dual path optical chamber design
- Internal algorithm processing optimises performance
- Designed and tested as per EN 54-5, EN 54-7 & EN 54-25, certified by IMQ
- 5 Year battery life (in ideal operating condition)
- Utilises standard low cost lithium battery technology
- Multiple smoke and heat sensitivity settings
- Bi-directional wireless communications
- Compatible with all Wave-Sense translators & Expanders
- Complies with the latest multi-sensor standard EN 54-29
- 1 year product warranty
- Twin alarm LEDs for 360° visibility
- Device identification tab

WIRELESS HEAT DETECTOR

Ceasefire's Wireless Thermal Detectors are intelligent detectors which are compatible with Wireless Translator and Expander Modules. These devices can be configured either as a fixed temperature detectors or a rate of rise detectors or even a high temperature detectors.

DESCRIPTION	SPECIFICATION
Alarm Temperature	58°C (Class A1R) 78°C (Class BS)
Operating Frequency Range	865 MHz
Operating Frequency Channels	Multiple
Maximum Radiated Power	≤14 dBm (25mW)
Battery Type	Main Battery - Lithium Battery CR123A 3V DC (1.2 Ahr) Secondary Battery - Lithium Battery CR123A 3V DC (1.2 Ahr)
Battery Lifespan	Maximum 5 Years (Main Battery) Max. 2 Months (Secondary Battery)
Radio/Wireless Transmission Range	Max. 200M (In Open Space)
Ambient Temperature	-10°C to +55°C (no icing)
Relative Humidity	95% (non condensing)
Dimensions	110mm (Ø) x 70mm (depth)
Standard	EN 54-7; EN 54-25
Certification/Approval Authority	IMQ
LED Indicator	Bi-coloured LED indicator with 360° visibility.
Protection Class	IP40
Mode of Addressing	Electronically Addressed
Product Warranty	1 Year Warranty



TI-002279

FEATURES:

- Twin alarm LEDs for 360 deg visibility
- Internal algorithm processing optimises performance
- Designed and tested as per EN 54-5 & EN 54-25, certified by IMQ
- 5 Year battery life (in ideal operating condition)
- Utilises standard low cost lithium battery technology
- Compatible with all Wave-Sense translators and Expanders
- Bi-directional wireless communications
- 1 year product warranty
- Multiple sensitivity settings
- Device identification tab

WIRELESS MANUAL CALL POINT

Ceasefire's Manual Call Point (MCP) helps the user raise a fire alarm manually much before the automatic systems and detectors come into action. The unit can be fitted with an optional transparent cover to minimize accidental operations and a weatherproof case if the MCP has to be installed in periphery of a building.



TI-002257

DESCRIPTION	SPECIFICATION
Operation/Activation By	Push Button
Action for Operation	Single Action
Operating Frequency Range	865 MHz
Operating Frequency Channels	7
Maximum Radiated Power	≤5 dBm (3mW)
Battery Type	Main Battery - Lithium Battery CR123A 3V DC (1.2 Ahr) Secondary Battery - Lithium Cell Battery CR2032 3V (0.24 Ahr)
Battery Lifespan	Maximum 5 Years (Main Battery) Max. 2 Months (Secondary Battery)
Radio/Wireless Transmission Range	Max. 150M (In Open Space)
Ambient Temperature	-10°C to +55°C (no icing)
Relative Humidity	95% (non condensing)
Dimensions (Width x Height x Depth)	86mm x 86mm x 59mm
Standard	EN 54-11; EN 54-25
Certification/Approval Authority	IMQ
LED Indicator	Bi-colour LED
Protection Class	IP42
Mode of Addressing	Electronically Addressed
Product Warranty	1 Year Warranty

FEATURES:

- Bi-directional wireless communication
- Designed and tested as per EN 54-11 & EN 54-25, certified by IMQ
- Resettable element
- Self optimising wireless frequency and amplitude algorithms
- Utilises standard low cost lithium battery technology
- Compatible with all Wave-Sense translators and Expanders
- 5 Year battery life (in ideal operating condition)
- 1 year product warranty
- High reliability

WIRELESS SOUNDER BASE

Ceasefire's Wireless Sounder Base units are aesthetically pleasing and a functional base for the sounders.

DESCRIPTION	SPECIFICATION
Maximum Sound Output at 24 V DC	70-95 dBA (tone dependent)
Number of Selectable Tones	32
Tone Frequency Range	440 Hz to 2900 Hz
Operating Frequency Channels	7
Operating Frequency Range	865 MHz
Maximum Radiated Power	≤5 dBm (3mW)
Battery Type	Main Battery - Lithium Battery CR123A 3V DC (1.2 Ahr) Secondary Battery - Lithium Battery CR123A 3V DC (1.2 Ahr)
Battery Lifespan	Maximum 5 Years (Main Battery) Max. 2 Months (Secondary Battery)
Radio/Wireless Transmission Range	Max. 150M (In Open Space)
Ambient Temperature	-10°C to +55°C
Relative Humidity	95% (non condensing)
Dimensions (Diameter x Depth)	120mm (Ø) x 52mm (depth)
Standard	EN 54-11; EN 54-25
Certification/Approval Authority	IMQ
Protection Class	IP20
Product Warranty	1 Year Warranty



TI-002258

FEATURES:

- Designed and tested as per EN 54-03, EN 54-25, certified by IMQ
- Bi-directional wireless communication
- Choice of 32 recognised tones
- Utilises dual low cost standard lithium batteries
- Compatible with all Wave-Sense translators and expanders
- Integral detector base
- Red and white cover options
- 3 volume levels
- 3 Year battery life (in ideal operating condition)
- 1 Year product warranty

WIRELESS SOUNDER & BEACON BASE

The Wireless Sounder Base with Beacon is molded base for mounting a Ceasefire wireless detector or acts like a sounder cover if a detector is not required.



TI-002259

DESCRIPTION	SPECIFICATION
Maximum Sound Output at 24 V DC	70-95 dBA (tone dependent)
Number of Selectable Tones	32
Tone Frequency Range	440 Hz to 2900 Hz
Operating Frequency Channels	7
Maximum Radiated Power	≤5 dBm (3mW)
Operating Frequency Range	865 MHz
Flash Frequency	1 Hz
Battery Type	Main Battery - Lithium Battery CR123A 3V DC (1.2 Ahr) Secondary Battery - Lithium Battery CR123A 3V DC (1.2 Ahr)
Battery Lifespan	Maximum 5 Years (Main Battery) Max. 2 Months (Secondary Battery)
Radio/Wireless Transmission Range	Max. 150M (In Open Space)
Ambient Temperature	-10°C to +55°C
Relative Humidity	95% (non condensing)
Dimensions (Diameter x Depth)	To be specified
Standard	EN 54-3; EN 54-25
Certification/Approval Authority	IMQ
Protection Class	IP21
Product Warranty	1 Year Warranty

FEATURES:

- Designed and tested as per EN 54-03, EN 54-25, certified by IMQ
- Bi-directional wireless communication
- Choice of 32 recognised tones
- Utilises dual low cost standard lithium batteries
- Compatible with all Wave-Sense translators and expanders
- Integral detector base
- Red and white cover options
- 3 volume levels
- 3 Year battery life (in ideal operating condition)
- Additional LED visual indicator

WIRELESS SINGLE CHANNEL INPUT MODULE

Ceasefire's Wireless Input Modules have enable a convenient and accurate monitoring of the third party equipment.

DESCRIPTION	SPECIFICATION
Number Monitored Input Circuit	Single Supervised Input
Operating Frequency Range	865 MHz
Battery Type	Main Battery - Lithium Battery CR123A 3V DC (1.2 Ahr) Secondary Battery - Lithium Battery CR123A 3V DC (1.2 Ahr)
Operating Frequency Channels	7
Maximum Radiated Power	≤5 dBm (3mW)
Battery Lifespan	Maximum 5 Years (Main Battery) Max. 2 Months (Secondary Battery)
Radio/Wireless Transmission Range	Max. 150M (In Open Space)
Ambient Temperature	-10°C to +55°C
Relative Humidity	95% (non condensing)
Dimensions (Width x Height x Depth)	95mm x 135mm x 55mm
Standard	EN 54-18; EN 54-25
Certification/Approval Authority	IMQ
LED Indicator	Bi-colour LED
Protection Class	IP65
Mode of Addressing	Electronically Addressed
Product Warranty	1 Year Warranty



TI-002253

FEATURES:

- Designed and tested as per EN 54-18, EN 54-25, certified by IMQ
- 3 Year battery life (in ideal operating condition)
- Self optimising wireless frequency and amplitude algorithms
- Bi Directional wireless communication
- Fully intelligent
- Input circuits are fully monitored for alarm and fault conditions
- 1 year product warranty
- Utilises dual low cost lithium battery

WIRELESS SINGLE CHANNEL OUTPUT MODULE

Ceasefire's Wireless Input Modules have enable a convenient and accurate monitoring of the third party equipment.



TI-002255

DESCRIPTION	SPECIFICATION
Number Monitored Output Circuit	Single Output
Maximum Switched Volatge Rating	30V DC
Maximum Switched Current Rating	2A
Operating Frequency Channels	7
Maximum Radiated Power	≤5 dBm (3mW)
Operating Frequency Range	865 MHz
Battery Type	Main Battery - Lithium Battery CR123A 3V DC (1.2 Ahr) Secondary Battery - Lithium Cell Battery CR2032 3V (0.24 Ahr)
Battery Lifespan	Maximum 5 Years (Main Battery) Max. 2 Months (Secondary Battery)
Radio/Wireless Transmission Range	Max. 150M (In Open Space)
Ambient Temperature	-10°C to +55°C
Relative Humidity	95% (non condensing)
Dimensions (Length x Width x Height)	95mm x 135mm x 55mm
Standard	EN 54-18; EN 54-25
Certification/Approval Authority	IMQ
LED Indicator	Bi-colour LED
Protection Class	IP65
Mode of Addressing	Electronically Addressed
Product Warranty	1 Year Warranty

FEATURES:

- Designed and tested as per EN 54-18, EN 54-25, certified by IMQ
- 3 Year battery life (in ideal operating condition)
- Self optimising wireless frequency and amplitude algorithms
- Bi Directional wireless communication
- Fully intelligent
- Change over relay and 24V output functionality
- On site programmable 12V/24V output
- 1 year product warranty
- Utilises dual low cost lithium battery

WALL SOUNDER

Ceasefire's Conventional Wall Sounders raise an audible alarms in response to fire signal from the control panel. By using it with wireless addressable sounder interface module(TI-002256)* the conventional sounder becomes a battery-powered wireless sounder.

DESCRIPTION	SPECIFICATION
Maximum Sound Output at 24 V DC	100 dB @ 1M
Number of Selectable Tones	32
Tone Frequency Range	400 Hz to 2900 Hz
Operating Frequency Channels	7
Maximum Radiated Power	≤5 dBm (3mW)
Operating Frequency Range	865 MHz
Battery Type	Main Battery - Lithium Battery CR123A 3V DC (1.2 Ahr) Secondary Battery - Lithium Battery CR123A 3V DC (1.2 Ahr)
Battery Lifespan	Maximum 5 Years (Main Battery) Max. 2 Months (Secondary Battery)
Radio/Wireless Transmission Range	Max. 150M (In Open Space)
Ambient Temperature	-25°C to +70°C
Relative Humidity	95% (non condensing)
Dimensions (Diameter x Depth)	132mm (Ø) x 90mm (depth)
Standard	EN 54-3; EN 54-18; EN 54-25
Certification/Approval Authority	IMQ
Protection Class Designed to meet	IP65
Product Warranty	1 Year Warranty



TI-002272

FEATURES:

- Flexible modular design, compatible with CFX-Plus Wave-Sense Modules
- Designed and tested as per EN 54-3; EN 54-18; EN 54-25; certified by IMQ
- 32 Tone Settings
- Two stage alarm capability
- Weatherproof as standard
- Easy to install
- High sound output capability
- On site adjustable volume settings
- Microphone self test facility
- Robust with high reliability
- Bi directional wireless communication
- Utilises standard low cost lithium battery technology
- 3 Year battery life (in ideal operating condition)

WALL SOUNDER BEACON

Ceasefire's Conventional Wall Sounders with Beacon on sensing a fire episode gives an audio-visual alarm. By using it with wireless addressable sounder interface module(TI-002256) the device becomes a battery-powered wireless sounder beacon.



TI-002273

DESCRIPTION	SPECIFICATION
Maximum Sound Output at 24 V DC	100 dB @ 1M
Number of Selectable Tones	32
Tone Frequency Range	400 Hz to 2900 Hz
Operating Frequency Channels	7
Maximum Radiated Power	≤5 dBm (3mW)
Flash Frequency	1 Hz
Operating Frequency Range	865 MHz
Battery Type	Main Battery - Lithium Battery CR123A 3V DC (1.2 Ahr) Secondary Battery - Lithium Battery CR123A 3V DC (1.2 Ahr)
Battery Lifespan	Maximum 5 Years (Main Battery) Max. 2 Months (Secondary Battery)
Radio/Wireless Transmission Range	Max. 150M (In Open Space)
Ambient Temperature	-10°C to +55°C
Relative Humidity	95% (non condensing)
Dimensions (Diameter x Depth)	95mm x 135mm x 55mm
Standard	EN 54-18; EN 54-25
Certification/Approval Authority	IMQ
LED Indicator	Bi-colour LED
Protection Class Designed to meet	IP65
Mode of Addressing	Electronically Addressed
Product Warranty	1 Year Warranty

FEATURES:

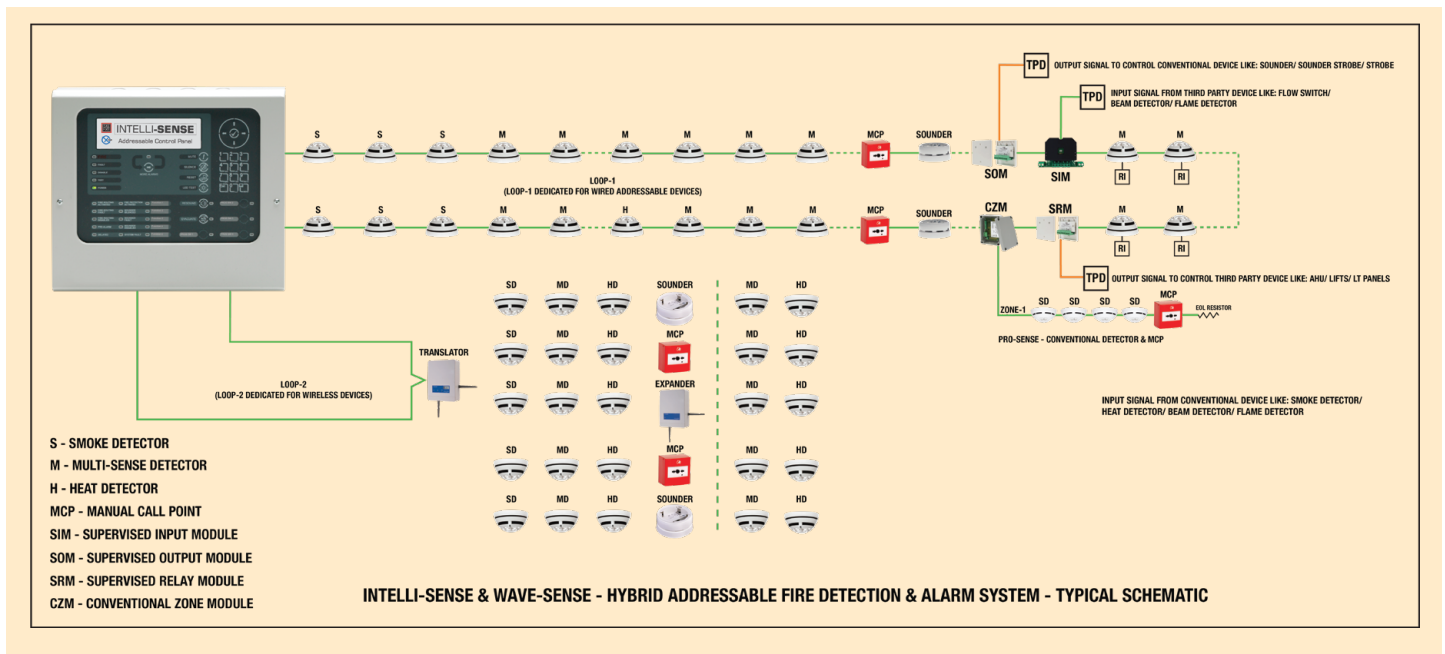
- Designed and tested as per EN 54-18, EN 54-25, certified by IMQ
- 3 Year battery life (in ideal operating condition)
- Self optimising wireless frequency and amplitude algorithms
- Bi Directional wireless communication
- Fully intelligent
- Change over relay and 24V output functionality
- On site programmable 12V/24V output
- 1 year product warranty
- Utilises dual low cost lithium battery

* TI-002256 Wireless Sounder Interface Module allows to connect conventional Sounder or Sounder Beacon to addressable loop via translator/expander module and make the conventional sounder/sounder beacon wireless .

HYBRID ADDRESSABLE FIRE ALARM SYSTEM

This configuration is a very flexible adaptation of the system whereby wired and wireless devices can be added on the loops and are connected to the same panel.

This ideal mix of the wired and wireless integration can be cost effective and efficient solution for the fire safety of the premises that they secure.



ADVANTAGES OF HYBRID ADDRESSABLE ALARM SYSTEM


Highly scalable solution and can accommodate building extensions

User can integrate their existing wired system to a wireless system.

Provides flexibility to use wired & wireless devices on the same panel.

Cost effective solution to wireless systems.





CEASEFIRE X PLUS RAPID SENSE : EXTINGUISHING ALARM SYSTEM



Rapid Sense Extinguishing Panels are more than just alarming solution. These panels are engineered for monitoring, detection, alarm as well as active extinguishing.



RAPID-SENSE

Extinguishing Panel

3 ZONE AUTOMATIC EXTINGUISHING CONTROL PANEL



TI-002343

DESCRIPTION	SPECIFICATION
Base technology	Flash-based processor
Display	Backlit 128 x 64 LCD
Remote status indicators	Supported via RS485 (maximum of 7)
Controls	Alphanumeric keypad, navigation keys and system keys for Reset, Mute, Silence/Resound and Sound alarms
Detection zones	3 x conventional detection zones (inc. support for I.S. barrier)
Extinguishing zones	1 x flooding/extinguishing zones. Support for solenoid and metron type actuators
Onboard sounder circuits	3 x 700mA, 21-28VDC
Onboard relays	4 x 1A, 30VDC relay outputs (Fire, Fault & 2 x programmable)
Auxilliary supply	2 x 400mA aux supply outputs 21-28VDC (1 switched)
Programmable outputs	Support for 8 additional programmable outputs via additional output card
Switch inputs	4 x programmable, 1 x manual trigger, 6 x release related (Mode Select, Valve Monitor, Pressure Monitor, Hold, Abort, Flow)
Countdown timer	On board, large digit
Mains supply	3A universal switch mode PSU
Battery capacity	24V 7Ah
Charger current	1A

FEATURES:

- LCD display providing clearer status indication and programming routines
- Multiple languages
- Software for downloading configuration and event logs
- Passcode or optional key switch for Level 2 access
- Time and date-stamped event log and improved diagnostics
- Company logo can be displayed on LCD during normal conditions
- Large LCD/ digital countdown timer
- RS485 for remote status indicators (maximum of 7)
- PC download via USB
- 1-year warranty

RAPID-SENSE

Field Devices

MANUAL ABORT SWITCH

DESCRIPTION	SPECIFICATION
Dimensions	Overall 87mm x 87mm x 41mm, Back box 87mm x 87mm x 29mm
Environmental Class	Indoor 0°C to 40°C
Humidity	95% max
End-of-Line Resistance	6800 Ohms
SW#1 Active Resistance	470 Ohms
Maximum Operating Voltage	30VDC



TI-002342

FEATURES:

- Compatible with Rapid-Sense Control Panel
- Range of finishes available
- Surface or flush mount
- IP65 option available
- Complies with BS7273-1 requirements
- Standard units available in white plastic finish
- 1-year warranty

RAPID-SENSE

Field Devices

MANUAL RELEASE SWITCH



TI-002343

DESCRIPTION	SPECIFICATION
Dimensions	125mm × 125mm × 34mm
Environmental Class	Indoor 0°C to 40°C
Humidity	95% max
End-of-Line Resistance	6800 Ohms
SW#1 Active Resistance	470 Ohms
Maximum Operating Voltage	30VDC

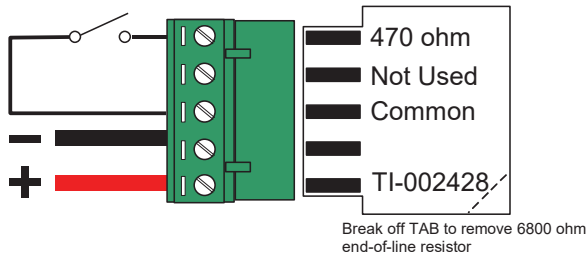
FEATURES:

- Compatible with Rapid-Sense Control Panel
- Complies with EN 12094-3 requirements
- Latching push button
- 1-year warranty

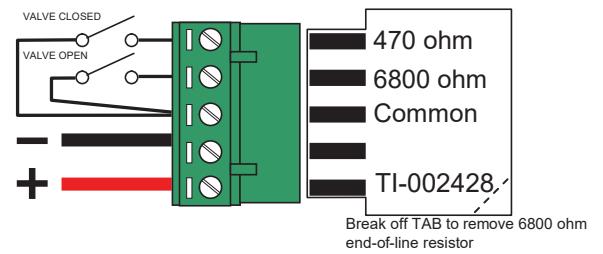


RAPID-SENSE END-OF-LINE MODULE

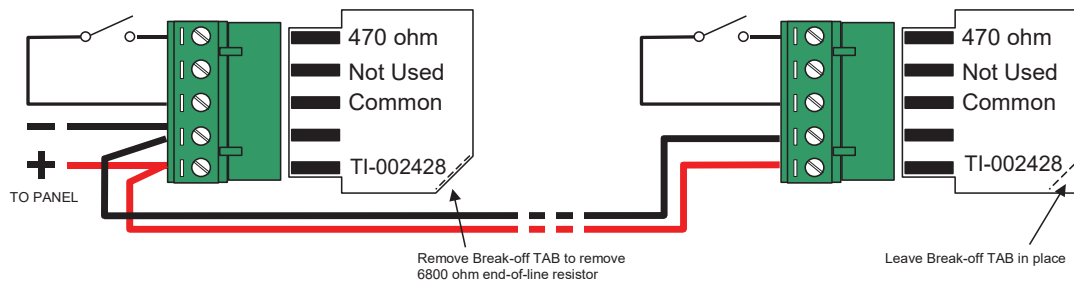
Rapid-Sense End-of-line module (TI-002428) enable the connection of additional Manual Release Switch on to the Rapid-Sense Panel.



Used as a General Input Switch EOLR



Used as a Valve Monitor Switch EOLR



DESCRIPTION	SPECIFICATION
Dimensions	38mm x 27mm x 15mm
End-of-Line Resistance	6800 Ohms
SW #1 Active Resistance	470 Ohms
Maximum Operating Voltage	30V DC
Environmental Class	Indoor 0°C to 40°C
Humidity	95% max

FEATURES:

- Compatible with Rapid-Sense Manual Release Switch
- 1-year warranty

UNI-SENSE STANDALONE FIRE ALARM SYSTEMS



Continuing the philosophy of customizing fire safety to best suit the needs of a premises, Ceasefire in addition to the host of fire alarm and detection systems also has a range of stand-alone fire alarms.

These stand-alone units can be

adapted into any system or space to address the specific fire safety needs of the premises. Standalone fire alarms are independent systems and do not require any external power source nor do they require a panel to function.

ADVANTAGES OF UNI-SENSE

Ideal for temporary structures, small offices and storage spaces.

Conspicuous advantage over manual guarding of premises against fires.

Detection devices are designed to detect actual fire instances only, decreasing the chances of false alarms.

One of the most cost effective alarm solutions.

Simple setup, no configuration required.

CEASEFIRE DESIGN CELL:

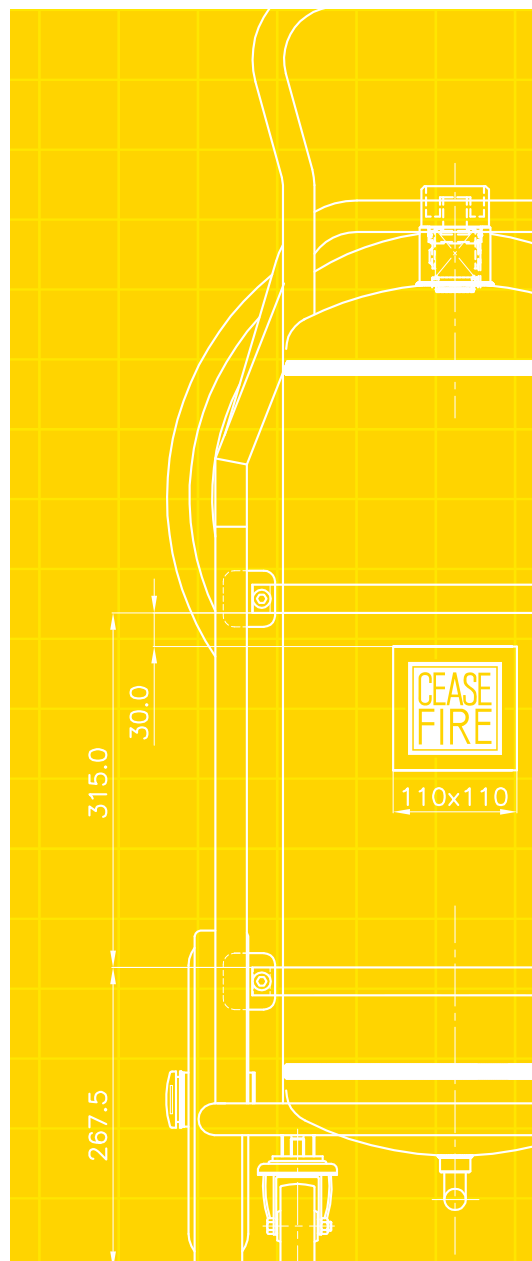
No two premises are alike. By offering the most flexible system configurations in the industry, Ceasefire provides the most efficient protection for facilities. Believing that the most effective fire solutions are the ones that are customised according to the unique characteristics of the area being protected, Ceasefire has established the Ceasefire Design Cell (CDC).

Functioning as the single touch point for all fire safety needs, CDC is manned by fire experts and managers with years of experience in fire safety under their belts. As a part of Ceasefire's 360 degree protection solution, the Ceasefire Technical Survey team visits your facility and conducts a detailed study to understand its vulnerabilities and requirements. They survey the premises and work out requirement based on fire threats in the room.

Once it has been finalised, Ceasefire's expert Installation Team oversee installation and testing. The Ceasefire Team also trains you and your staff to use the fire safety system.

Benefits:

- An exhaustive planning process, executed by engineers with years of experience.
- State-of-the-art solutions and products in association with world leaders.
- Design and installation of your System overseen by professionals, ensuring delivery of a high quality, reliable system.



CEASEFIRE NOW

360° lifesaving fire and safety solutions. More than 3,000 new customers a month. A product sold every 61 seconds. A life saved every 5 minutes. Presence in over 300 cities and towns. Backed by a team of more than 2,000. 400 lifesaving products – from green fire extinguishers that can tackle any kind of fire to first of its kind automatic fire extinguisher to more advanced independent suppression systems – Ceasefire has it all. We're equipped and ready to protect your premises.

Download the Ceasefire app.



Ceasefire Industries Private Limited
Plot No. 4, Second Floor, Sector - 135,
Noida - Greater Noida Expressway,
Noida - 201 301, Uttar Pradesh (India)
t +91 120 4665800

Call our Free Hotline :
1800 120 3473 / +91 9540 666 666
or call +91 120 4223473

www.ceasefire.in

Follow us on:

